



# FACT SHEET

## 2020-2021

Cañada College is committed to being a preeminent institution of learning, renowned for its quality of academic life, its diverse culture and practice of personal support and development, extraordinary student success, and its dynamic, innovative programs that prepare students for universities, the modern workplace, and the global community. Located in the heart of the Silicon Valley, Cañada College offers hundreds of day, evening, and weekend courses.

### 4 Academic Divisions

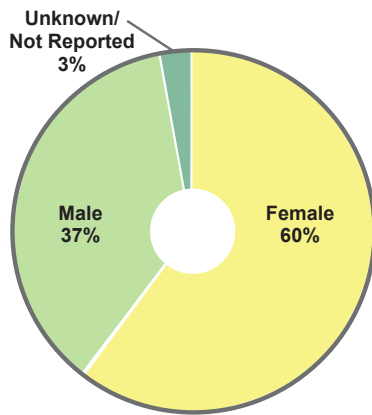
- Business, Design, & Workforce
- Humanities & Social Sciences
- Kinesiology, Athletics, and Dance
- Science & Technology

**79** Degree Programs Offered

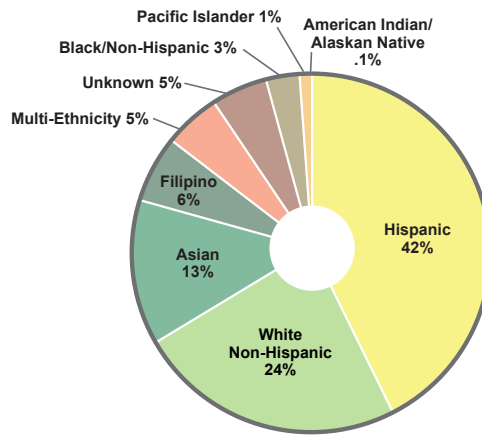
**46** Certificate Programs Offered

## FALL 2020 STUDENT PROFILE

### GENDER

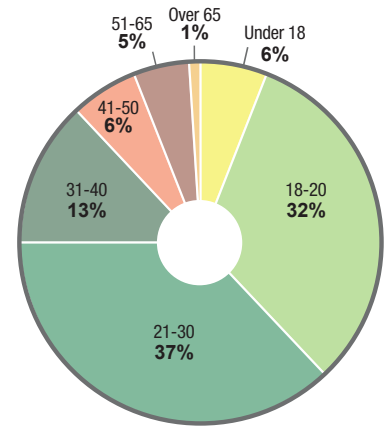


### ETHNICITY



\*Source: SMCCD Data Warehouse

### AGE



## FALL 2020 ENROLLMENT



**6048** Students

**841** First-time Students

**221** International Students

**103** Students Admitted into Middle College

**317** Students with Disabilities

**187** Veteran Students

**32** Foster Youth Students

Full Time Students

39%

Part Time Students

61%

0% 25% 50% 75% 100%

Daytime Students

3,641

Evening Students

3,653

0 1,000 2,000 3,000 4,000 5,000

Day and evening data may not be accurate for this timeframe due to remote learning.



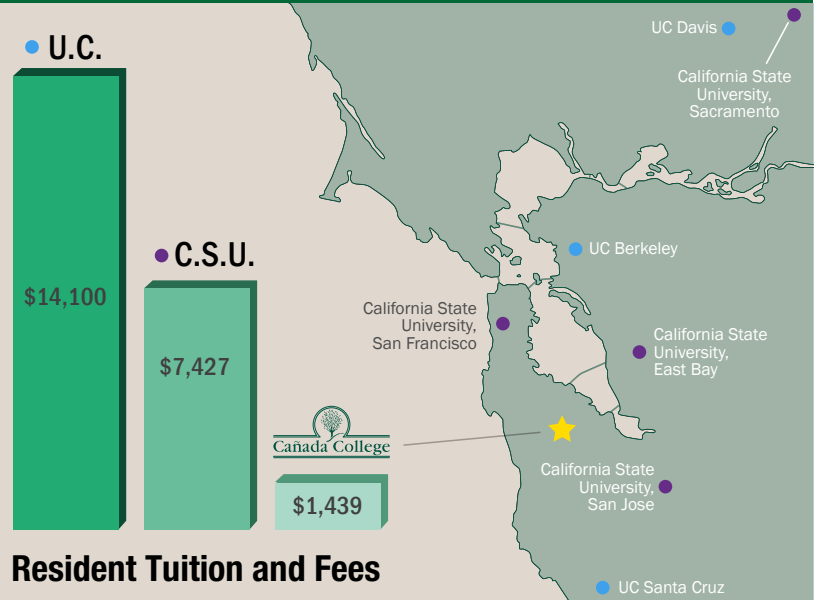
### OUR PROGRAMS AND TUITION AT A GLANCE

#### Top 5 Degrees in 2020

1. Psychology (Associate Degree-Transfer CSU)
2. Interdisciplinary Studies with Emphasis in Social & Behavioral Sciences
3. Sociology
4. Business Administration
5. Psychology (Associate Degree-Transfer CSU or UC)

#### Top 5 Certificates in 2020

1. General Education for Transfer to CSU
2. Early Childhood Education
3. Preparation for Academic Scholarship & Success (PASS)
4. General Education for Transfer to University of California
5. Paralegal



### 2020 ACHIEVEMENTS

 **266** Degrees Awarded

 **84** Certificates Awarded


 **\$5.89 mil** in Financial Aid Awarded

 **37%** of Students were Awarded Financial Aid


 **32%** 3 Years Graduation Rate

 **37%** 4 Years Graduation Rate

\*All Graduation Rate Data from IPEDS

 **68.3%**  
of Students have Transfer Goals

 **↑ 50**  
Student Support Services and Clubs

 **15:1**  
Student to Faculty Ratio