



Course Enrollment and Modalities Fall 2024

Present to IPC

From the Office of Instruction

September 6, 2024

EMP 1.3 Create a student-first course schedule

EMP 4.12 Offer key courses in multiple modalities

A student-first course schedule is the outcome of a thoughtful and collaborative process that prioritizes student success, minimizes disruptions, aligns programs, and balances faculty workload.

Student-first Scheduling and Modalities:

- Offering diverse course modalities, including face-to-face, hybrid, asynchronous online, synchronous online, and multi-modalities, to cater to various learning preferences.
- Considering the day of the week, time of day, and location to accommodate student needs and preferences.
- We ensure course schedules are aligned to minimize conflicts, enabling students to plan and complete their educational goals efficiently.

ACCJC Standard 2.5: The institution holds itself accountable for students' success by scheduling courses in a manner that ensures degree and certificate programs can be completed in the expected period of time.

ACCJC Standard 2.6: The institution uses delivery modes and teaching methodologies that meet student and curricular needs and promote equitable student learning and achievement.



Exceeded College Goals

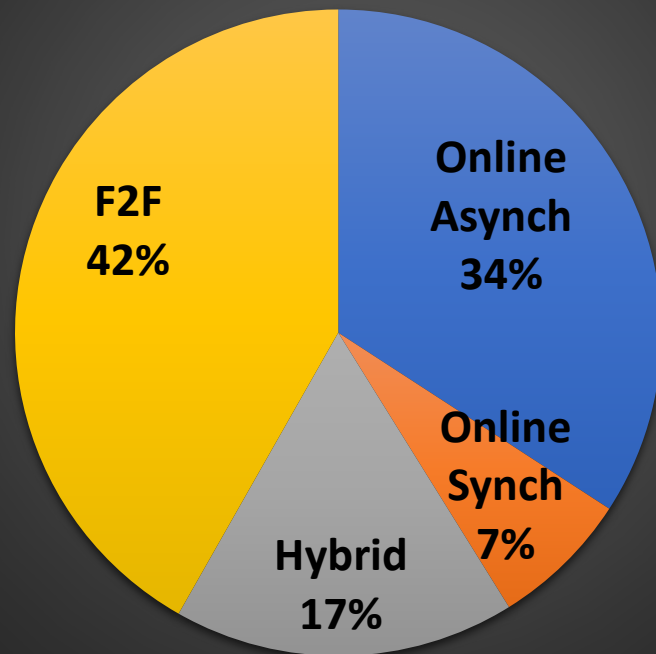
	Course Enrollment	Headcount	Fill Rate	FTES	FTEF	Load	# of Section (# of CRN)
College Goal	11,000	5,337	80%			450	
Fall 2024 (Census Day, 9/3/2024)	12,659	6,552	76%	1530	107.2	429	490 (627)
F2F	5,168		74%	662	49	404	222 (302)
Online Asynchronous	4,379		83%	461	27.5	503	138 (155)
Hybrid	2,067		75%	290	23.4	372	91 (109)
Online Synchronous	1,045		72%	117	7.2	486	39 (61)



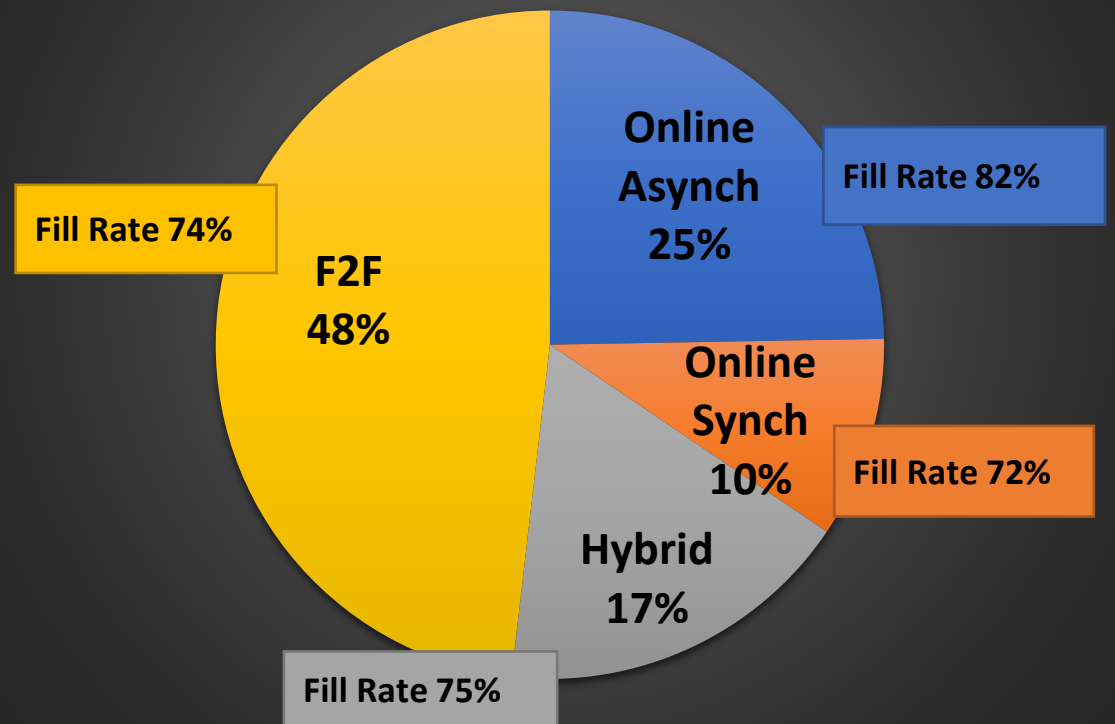
Effective Management of Enrollment by Modalities at Census Day

Fall 2024

Fall 2024 Enrollment
by Modality (N=12,659)

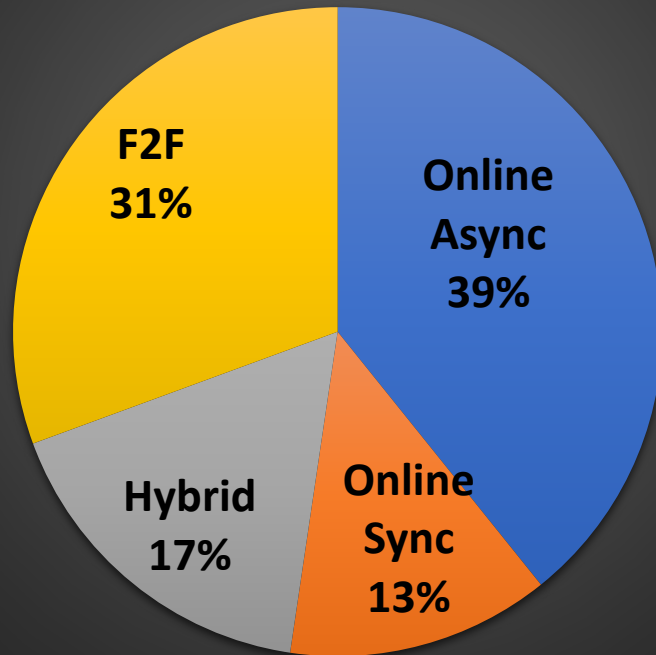


Fall 2024 Sections by Modality
& Fill Rate (CRN=627)

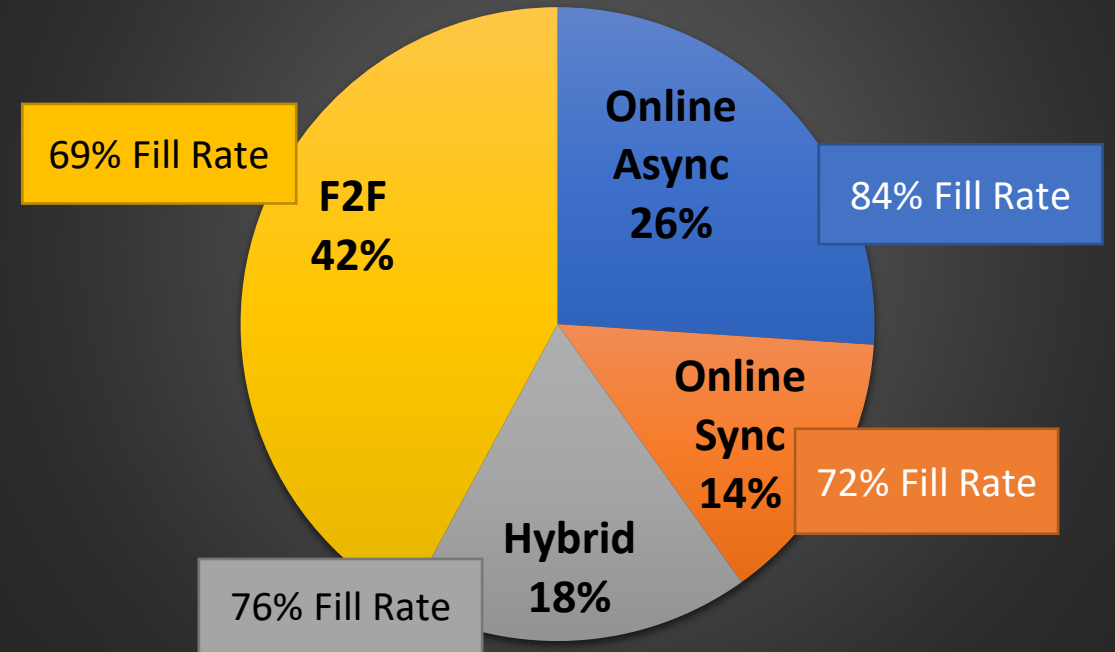


Effective Management of Enrollment by Modalities at Census Day Fall 2023

Fall 2023 Enrollment by
Modality (N=11,039)



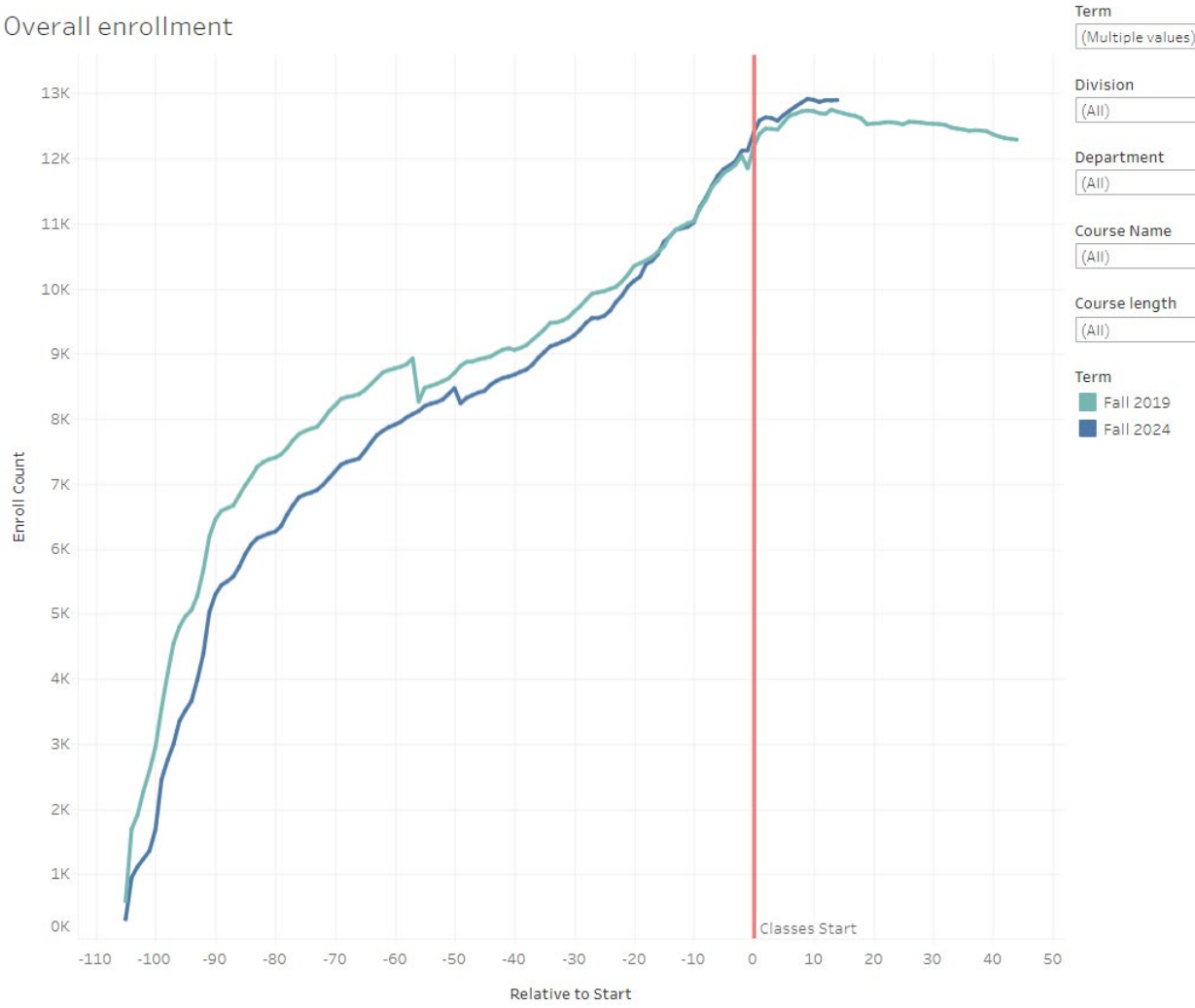
Fall 2023 Section by Modality &
Fill Rate (N=596 CRN)



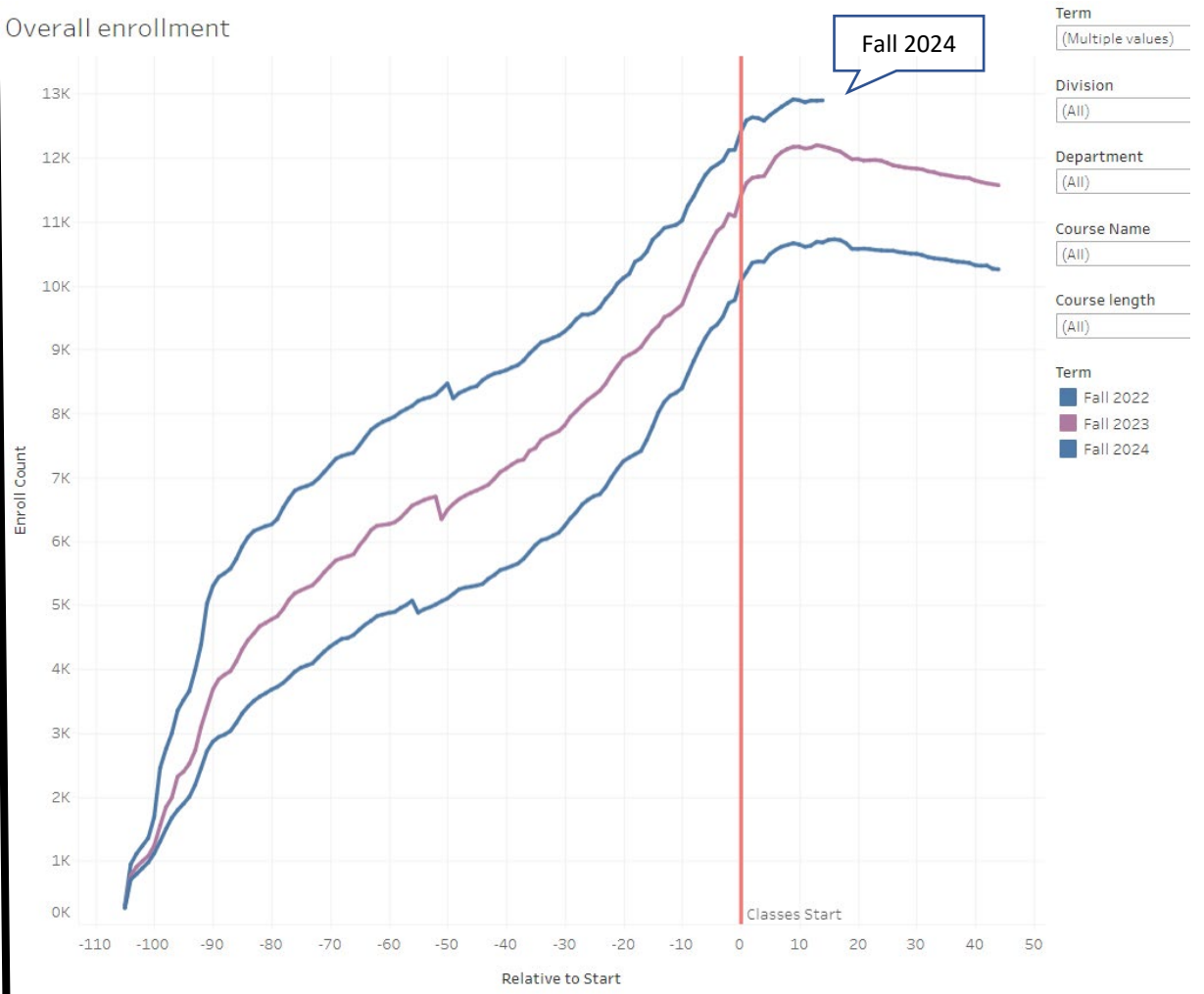
Point in Time Comparison and Course Success

Metric	Fall 2022	Fall 2023	Fall 2024	% change FA2024-FA2023
Enrollments	10,570	11,974	12,653	+5.6%
Headcount	5,337	6,159	6,552	+6%
Headcount (First-Time)	825	905	947	+4.6%
Headcount (Int'l)	69	80	109	+36%
Concurrent K-12 Student	498	549	639	+16%
Continuing Student	2,970	3,945	3,997	1%
Enrollments (Evening)	508	703	991	+41%

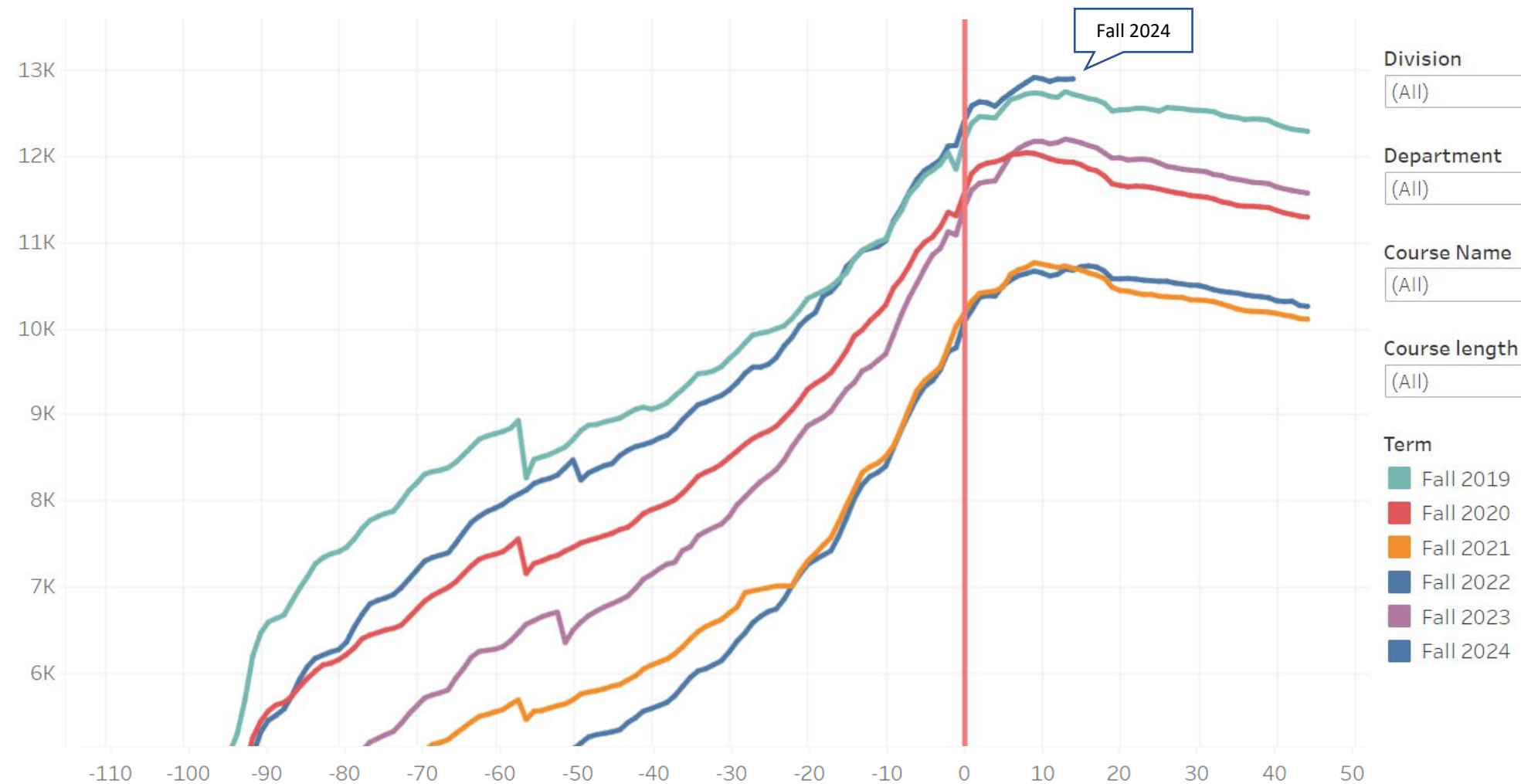
Enrollment Comparison: Fall 2019 (pre-pandemic) and Fall 2024



Enrollment Comparison: Fall 2022, Fall 2023, & Fall 2024 (post-pandemic)



Six Semesters Enrollment Trend—Fall 2019 through Fall 2024



Questions and Thoughts