

Design Phase Document Approval Form

Issue Date: _____

Date of Last Signature: _____

Project Information			
Campus		Building	
Project Number & Name			
Design Phase Reviewed			
Project Manager			
Construction Manager			

The document(s) referenced below have been reviewed and approved by the undersigned.

Title of Drawings and/or Specifications			
Architect		Date	



Design Phase Document Approval Signature Page













 Jamillah Moore President Cañada College Date: 3/15/17	 KIM LOPEZ Vice President, Student Services Cañada College Date: 3/17/17
 Gregory Anderson Vice President of Instruction Cañada College Date: 16-3-2017	 Michelle Marquez Vice President, Administrative Services Cañada College Date: 3.15.17
 ANNIDUA RANA Dean, ATHLETICS, LIBRARY & LEARNING RESOURCES Cañada College Date: 3/16/2017	 Karen Pinkham Campus Facilities Manager Cañada College Date: 3-17-17
 Tom Bauer Vice Chancellor Auxiliary Services & Enterprise Operation Date: 3/15/17	 DOUG HIZZEL ACADEMIC SENATE PRESIDENT CAÑADA COLLEGE Date: 3-20-17
 Bruce Griffin Chief Technology Officer Information Technology Services Date: 4/3/17	 Project Manager Facilities Planning Department Date:
 Linda Kizzoli Construction Manager Swinerton Management & Consulting Date: 3/20/17	 Chris Strugar-Fritsch Director of Capital Planning Facilities Planning Department Date: 3-15-17
 José D. Nuñez Vice Chancellor Facilities Planning, M&O Date: 3/15/17	

EXHIBIT A – Cañada College B1 100% Schematic Design Document Approval Form

List of 100% Schematic Design Documents - Prepared by ELS Architects - January 26, 2017

- 1.) List of Drawings
- 2.) Outline Specifications

List of Drawings (page 1 of 2)

ADMINISTRATIVE

A000	COVER SHEET
A001	SHEET INDEX, GENERAL NOTES & SYMBOLS
A002	CODE ANALYSIS
A003	EGRESS PLANS
A004	DEMOLITION PLAN

CIVIL

C0.0	EXISTING CONDITIONS
C0.1	EXISTING CONDITIONS
C1.0	UTILITY DEMOLITION PLAN
C1.1	PARKING LOT DEMOLITION PLAN
C2.0	PARKING LOT #6 ADDITION
C3.0	SITE UTILITY PLAN

LANDSCAPE

L1	LANDSCAPE PLAN
L2A	EXISTING CONDITIONS
L2B	EXISTING CONDITIONS
L3	SITE DEMO PLAN
L4A	LAYOUT PLAN
L4B	LAYOUT PLAN
L5	GRADING PLAN
L6	ENLARGED SITE PLAN - BUILDING AREA
L7	ENLARGED SITE PLAN - CAMPUS PLAZA
L8A	SECTION - LOOP ROAD FACING OVERLOOK & BUILDING
L8B	SITE SECTION

ARCHITECTURAL

A100	OVERALL SITE PLAN
A101	FLOOR PLAN - ENTRY LEVEL
A102	FLOOR PLAN - LEVEL 1
A103	FLOOR PLAN - LEVEL 2
A104	FLOOR PLAN - ACTIVATED ROOF
A105	FLOOR PLAN - ROOF CANOPY
A201	ENTRY LEVEL FLOOR PLAN
A202N	LEVEL 1 FLOOR PLAN - NORTH
A202S	LEVEL 1 FLOOR PLAN - SOUTH
A203N	LEVEL 1 FLOOR PLAN - POOL SUPPORT - NORTH
A203S	LEVEL 1 FLOOR PLAN - POOL SUPPORT - SOUTH
A204N	LEVEL 2 FLOOR PLAN - NORTH
A204S	LEVEL 2 FLOOR PLAN - SOUTH
A205N	ACTIVATED ROOF LEVEL FLOOR PLAN - NORTH
A205S	ACTIVATED ROOF LEVEL FLOOR PLAN - SOUTH
A206N	ROOF CANOPY PLAN - NORTH
A206S	ROOF CANOPY PLAN - SOUTH
A301	SITE ELEVATIONS
A302	SITE SECTIONS
A303	BUILDING ELEVATIONS
A303A	BUILDING ELEVATIONS - ALTERNATE
A304	BUILDING ELEVATIONS
A304A	BUILDING ELEVATIONS - ALTERNATE
A305	POOL DECK EXTERIOR ELEVATIONS
A310	BUILDING SECTIONS
A311	BUILDING SECTIONS
A321	WALL SECTIONS
A322	WALL SECTIONS
A323	WALL SECTIONS
A401	ENLARGED PLANS AND INTERIOR ELEVATIONS
A402	ENLARGED PLANS AND INTERIOR ELEVATIONS
A403	ENLARGED PLANS AND INTERIOR ELEVATIONS
A404	ENLARGED PLANS AND INTERIOR ELEVATIONS
A405	ENLARGED PLANS AND INTERIOR ELEVATIONS
A406	ENLARGED PLANS AND INTERIOR ELEVATIONS
A407	ENLARGED PLANS AND INTERIOR ELEVATIONS
A408	ENLARGED PLANS AND INTERIOR ELEVATIONS
A602N	LEVEL 1 REFLECTED CEILING PLAN - NORTH
A602S	LEVEL 1 REFLECTED CEILING PLAN - SOUTH
A603	LEVEL 1 - POOL SUPPORT REFLECTED CEILING PLAN
A604N	LEVEL 2 REFLECTED CEILING PLAN - NORTH
A604S	LEVEL 2 REFLECTED CEILING PLAN - SOUTH
A605N	ROOF LEVEL REFLECTED CEILING PLAN - NORTH
A605S	ROOF LEVEL REFLECTED CEILING PLAN - SOUTH
A702	VERTICAL CIRCULATION - STAIR 2
A801	SCHEDULES
A802	SCHEDULES
A910	FITNESS EQUIPMENT LAYOUT PLAN
A920	RENDERINGS
A921	RENDERINGS
A922	RENDERINGS

PLUMBING

P0	INDEX, LEGENDS & SCHEDULE
P100A	LEVEL 1 - SITE PLUMBING PLAN
P102	LEVEL 1 - PLUMBING FLOOR PLAN
P103	LEVEL 1 - PLUMBING FLOOR PLAN - POOL SUPPORT
P104	LEVEL 2 - PLUMBING FLOOR PLAN

ELECTRICAL

E000	ELECTRICAL COVER SHEET, LEGEND AND SYMBOLS LIST
E302N	LEVEL 1 POWER PLAN
E302S	LEVEL 1 POWER PLAN
E303N	LEVEL 1 POOL SUPPORT - POWER PLAN
E303S	LEVEL 1 POOL SUPPORT - POWER PLAN
E304N	LEVEL 2 POWER PLAN
E304S	LEVEL 2 POWER PLAN
E305N	ACTIVATED ROOF POWER PLAN - FUTURE
E401	ELECTRICAL ONE LINE DIAGRAM 12.47KW DISTRIBUTION
E411	ELECTRICAL ONE LINE DIAGRAM
E412	DETAILS
E601	DETAILS

DATA

T301	ENTRY LEVEL DATA PLAN
T302N	LEVEL 1 NORTH DATA PLAN
T302S	LEVEL 1 SOUTH DATA PLAN
T303N	LEVEL 1 POOL NORTH SUPPORT - DATA PLAN
T303S	LEVEL 1 POOL SOUTH SUPPORT - DATA PLAN
T304N	LEVEL 2 NORTH DATA PLAN
T304S	LEVEL 2 SOUTH DATA PLAN
T305N	ACTIVATED ROOF NORTH DATA PLAN
T305S	ACTIVATED ROOF SOUTH DATA PLAN

SECURITY

SC301	ENTRY LEVEL SECURITY PLAN
SC302N	LEVEL 1 NORTH SECURITY PLAN
SC302S	LEVEL 1 SOUTH SECURITY PLAN
SC303N	LEVEL 1 POOL NORTH SUPPORT - SECURITY PLAN
SC304N	LEVEL 2 NORTH SECURITY PLAN
SC305N	ACTIVATED ROOF NORTH SECURITY PLAN
SC305S	ACTIVATED ROOF SOUTH SECURITY PLAN
SC306	DETAILS

POOL

PL100	OVERALL AQUATIC PLAN
PL110	POOL A - COMPETITION POOL PLAN
PL120	POOL B - RECREATIONAL POOL PLAN
PL400	MECHANICAL EQUIPMENT PLAN AND SCHEDULES

EXHIBIT A – Cañada College B1 100% Schematic Design Document Approval Form

List of Drawings (page 2 of 2)

STRUCTURAL

S201	FOUNDATION PLAN
S202	LEVEL 2 FRAMING PLAN
S203	ROOF FRAMING PLAN
S204	HIGH ROOF FRAMING PLAN
S205	SUNSHADE "HAT" FRAMING PLAN
S301	FRAMING ELEVATIONS (SFRS)
S401	BUILDING SECTIONS

MECHANICAL

M0	MECHANICAL TITLE SHEET
M2.0	MECHANICAL GROUND FLOOR PLAN
M2.1N	MECHANICAL FIRST FLOOR PLAN - NORTH
M2.1S	MECHANICAL FIRST FLOOR PLAN - SOUTH
M2.11	MECHANICAL FIRST FLOOR PLAN - POOL AREA
M2.2N	MECHANICAL SECOND FLOOR PLAN - NORTH
M2.2S	MECHANICAL SECOND FLOOR PLAN - SOUTH
M2.3N	MECHANICAL THIRD FLOOR PLAN - NORTH
M2.3S	MECHANICAL THIRD FLOOR PLAN - SOUTH
MP2.0	MECHANICAL PIPING GROUND FLOOR PLAN
MP2.1N	MECHANICAL PIPING FIRST FLOOR PLAN - NORTH
MP2.1S	MECHANICAL PIPING FIRST FLOOR PLAN - SOUTH
MP2.11	MECHANICAL PIPING FIRST FLOOR PLAN - POOL AREA
MP2.2N	MECHANICAL PIPING SECOND FLOOR PLAN - NORTH
MP2.2S	MECHANICAL PIPING SECOND FLOOR PLAN - SOUTH
MP2.3N	MECHANICAL PIPING THIRD FLOOR PLAN
M2.1NZ	MECHANICAL FIRST FLOOR ZONING PLAN - NORTH
M2.1SZ	MECHANICAL FIRST FLOOR ZONING PLAN - SOUTH
M2.2NZ	MECHANICAL SECOND FLOOR ZONING PLAN - NORTH
M2.2SZ	MECHANICAL SECOND FLOOR ZONING PLAN - SOUTH
M4.0	MECHANICAL DIAGRAMS