



Course Enrollment and Modalities Fall 2025

Present to IPC

From the Office of Instruction

September 5, 2025

EMP 1.3 Create a student-first course schedule

EMP 4.12 Offer key courses in multiple modalities

A student-first course schedule is the outcome of a thoughtful and collaborative process that prioritizes student success, minimizes disruptions, aligns programs, and balances faculty workload.

Student-first Scheduling and Modalities:

- Offering diverse course modalities, including face-to-face, hybrid, asynchronous online, synchronous online, and multi-modalities, to cater to various learning preferences.
- Considering the day of the week, time of day, and location to accommodate student needs and preferences.
- We ensure course schedules are aligned to minimize conflicts, enabling students to plan and complete their educational goals efficiently.

ACCJC Standard 2.5: The institution holds itself accountable for students' success by scheduling courses in a manner that ensures degree and certificate programs can be completed in the expected period of time.

ACCJC Standard 2.6: The institution uses delivery modes and teaching methodologies that meet student and curricular needs and promote equitable student learning and achievement.

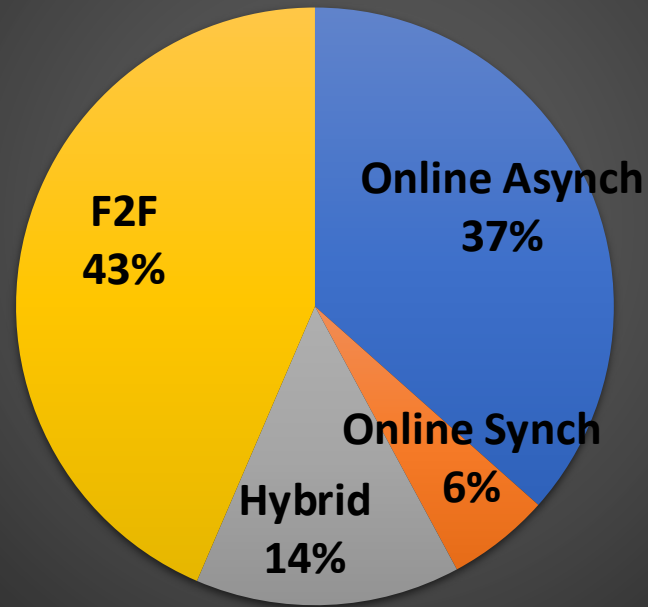
Comparison with College Goals

	Course Enrollment	Headcount	Fill Rate	FTES	FTEF	Load	# of Section (# of CRN)
College Goal (Fall 2025)			80%			500	
Fall 2025 (Census Day, 9/2/2025)	12,841	6,806	78%	1,541	107	435	486 (624)
F2F	5,571		75%	731	52	421	235 (324)
Online Asynchronous	4,682		87%	473	28	513	139 (156)
Hybrid	1,733		74%	251	20	377	77 (92)
Online Synchronous	817		65%	85	7	395	35 (52)

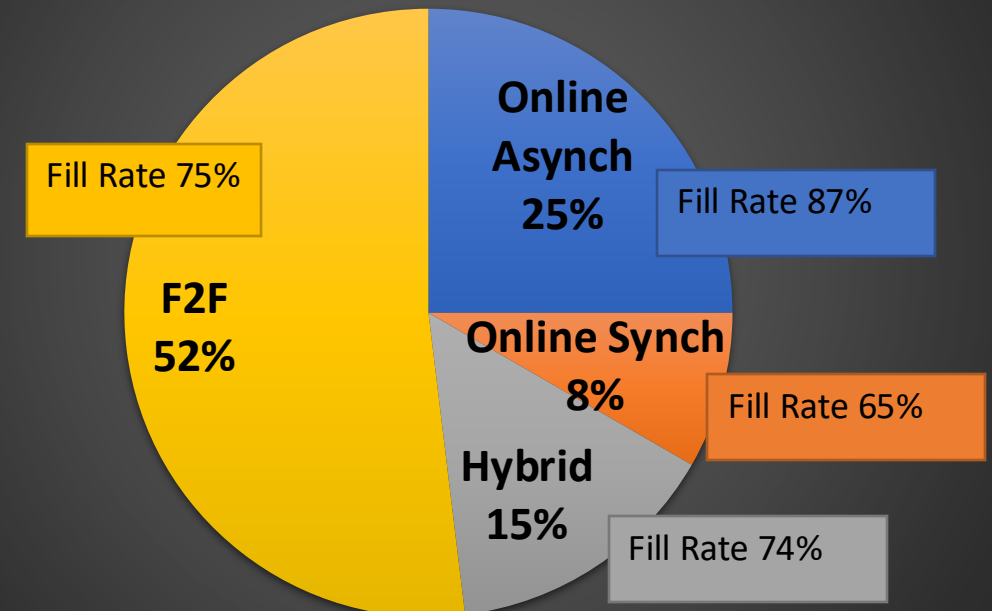
Effective Management of Enrollment by Modalities at Census Day

Fall 2025

Fall 2025 Enrollment by
Modality (N=12,821)



Fall 2025 Sections by Modality &
Fill Rate (CRN=624) unduplicated 486

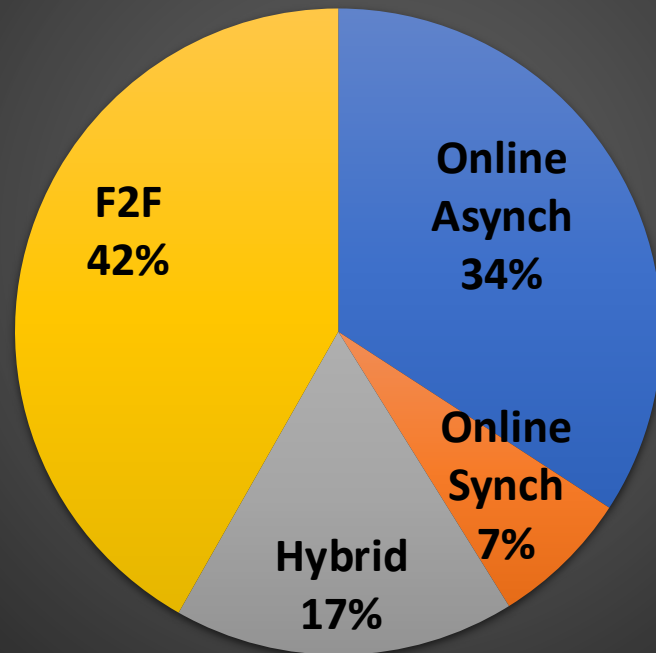


15 courses are cross-listed with different modalities

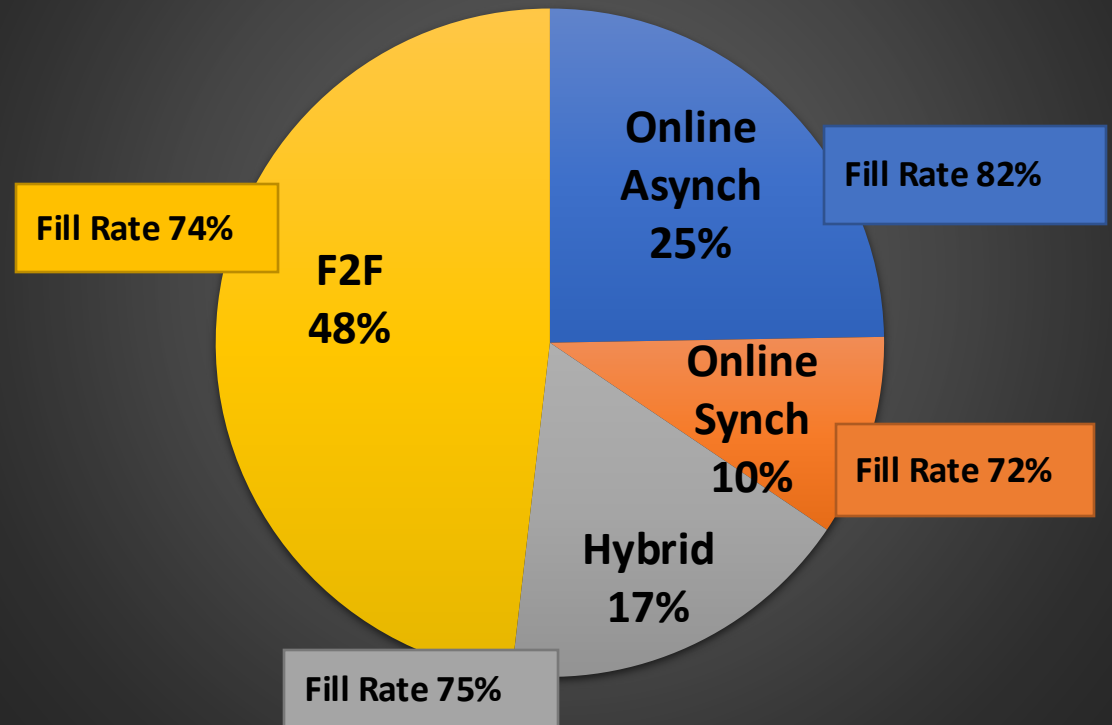
Effective Management of Enrollment by Modalities at Census Day

Fall 2024

Fall 2024 Enrollment
by Modality (N=12,659)

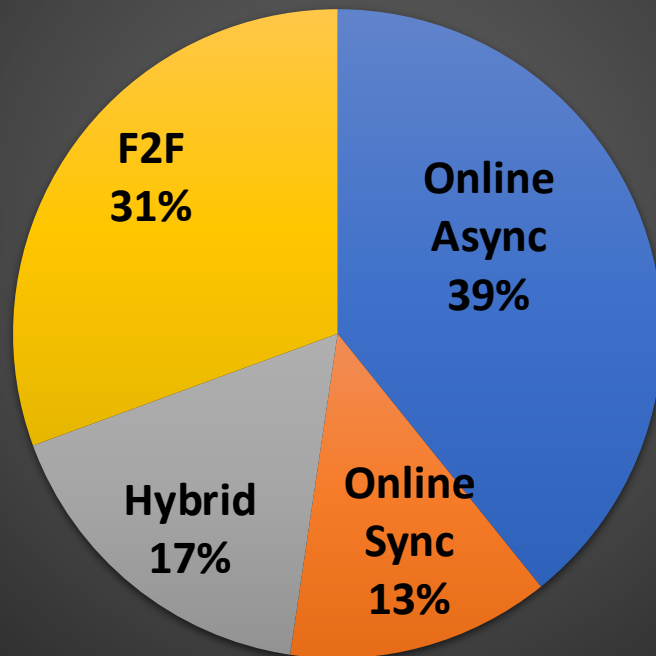


Fall 2024 Sections by Modality
& Fill Rate (CRN=627)

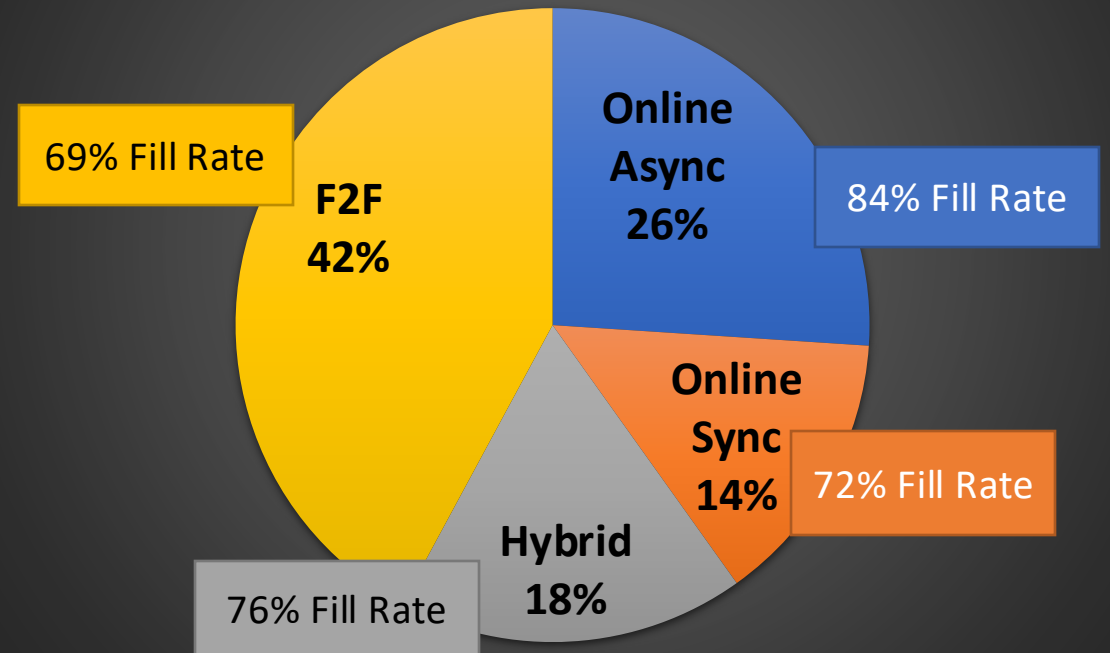


Effective Management of Enrollment by Modalities at Census Day Fall 2023

Fall 2023 Enrollment by
Modality (N=11,039)



Fall 2023 Section by Modality &
Fill Rate (N=596 CRN)

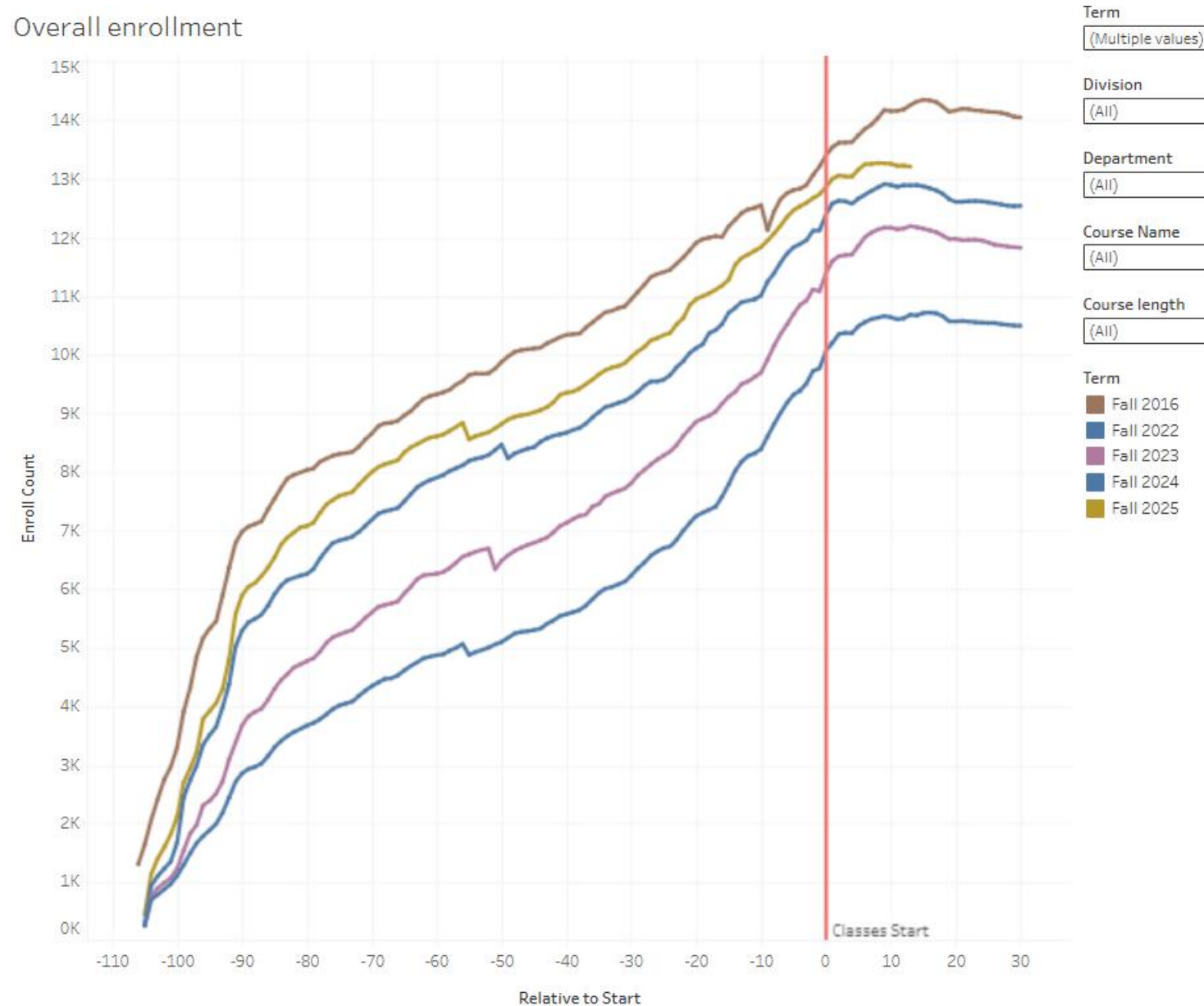


Point in Time Comparison (Census)

Data Source: Expanded Point in Time Report

Metric	Fall 2022	Fall 2023	Fall 2024	Fall 2025	% change
	13%	5%	1.5%		FA2025-FA2024
Enrollments	10,570	11,974	12,653	12,841	1.5%
Headcount	5,337	6,159	6,552	6,806	4%
Headcount (First-Time)	825	905	947	919	-3%
Headcount (Int'l)	69	80	109	93	-15%
Concurrent K-12 Student	498	549	639	552	-14%
Continuing Student	2,970	3,945	3,997	4,303	8%
Enrollments (Evening)	508	703	991	1,109	11%
Load	395	437	429	435	1%
FTEF	98	100	107	107	0%

Enrollment Trends



2-Year Completion of ADT or AA/AS Degrees: Fall 2023 to Fall 2025

Students cannot complete the following Degrees:

- Geography: AAT, AA
- Music: AA
- Studio Arts: AAT
- Theater Arts: AAT, AA

Data: <https://public.tableau.com/app/profile/alex.claxton/viz/ProgramCompleatability/Courses>

Questions and Thoughts

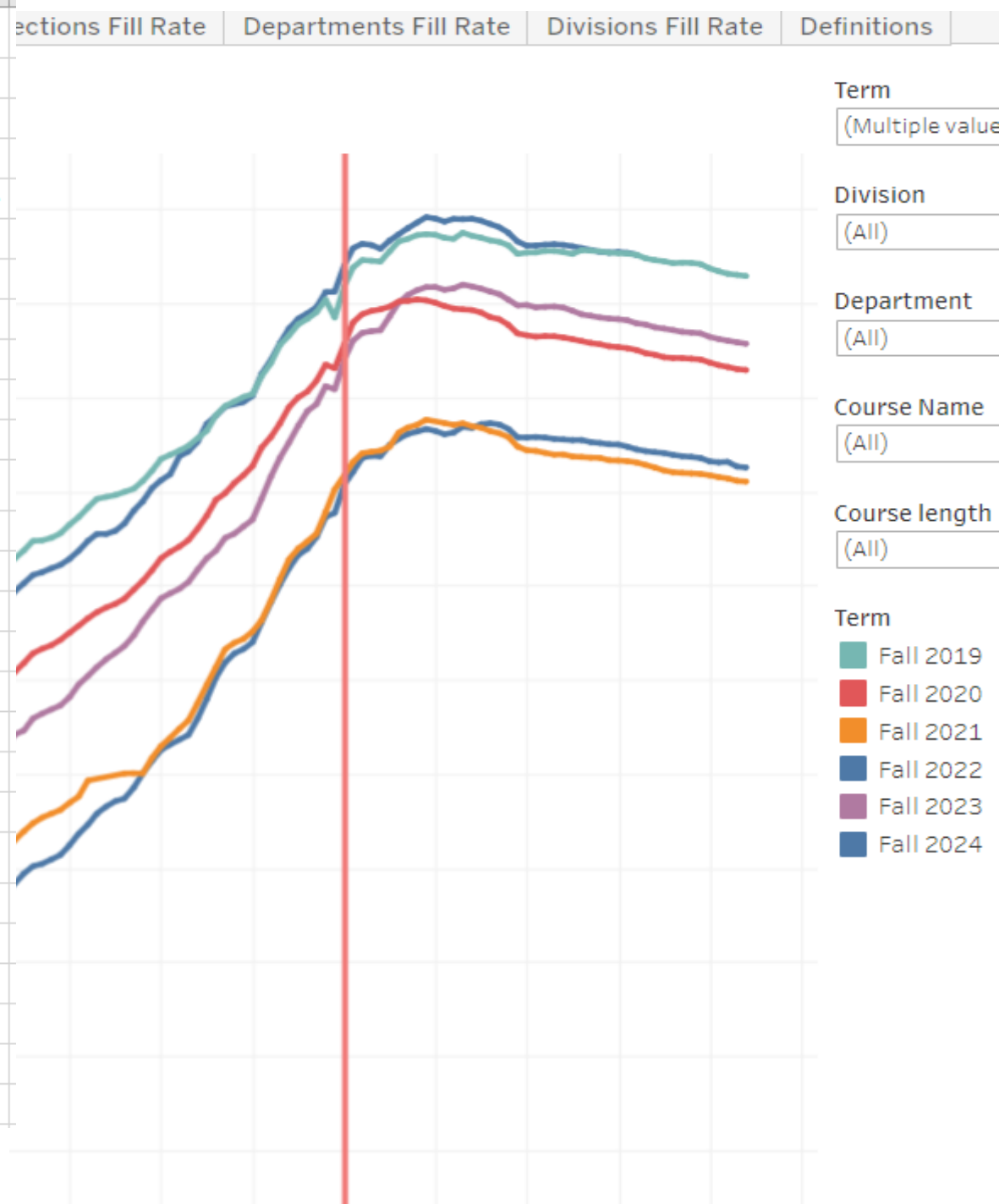
	Fall 2024		
	College		
20 days before (-20)	10115		78.4%
10 days before (-10)	11012		85.4%
School starts (1)	12390		96.1%
10 days after (10)	12897	507	3.9%
21 days after (Census)	12610	220	97.8%

1st Day of School: 75% Fill Rate
 10th Day: 78% Fill Rate
 Census Day: 76% Fill Rate
 Census Load: 428

Using highest enrollment (10 days after school start) as the denominator.

	Fall 2019		
	College		
20 days before (-20)	10341		81%
10 days before (-10)	11030		87%
School starts (1)	12378		97.3%
10 days after (10)	12724	346	3%
21 days after (Census)	12536	158	98.5%

	Fall 2016		
	College		
20 days before (-20)	11912		84%
10 days before (-10)	12556		89%
School starts (0)	13396		94.6%
10 days after (10)	14155	759	5%
21 days after (Census)	14196	800	100.3%



	Fall 2024					
	HSS					
20 days before (-20)	3296		76%			
10 days before (-10)	3716		86%			
School starts (0)	4253		98%	1st Day of School: 78% Fill Rate		
10 days after (10)	4327	74	2%	10th Day: 80% Fill Rate		
21 days after (Census)	4256	3	98%	Census Day: 79% Fill Rate		
				Census Load: 393		
	BDW					
20 days before (-20)	2868		78%			
10 days before (-10)	3040		83%			
School starts (0)	3458		95%	1st Day of School: 74% Fill Rate		
10 days after (10)	3659	201	5%	10th Day: 77% Fill Rate		
21 days after (Census)	3561	103	97%	Census Day: 75% Fill Rate		
				Census Load: 395		
	S&T					
20 days before (-20)	2889		83%			
10 days before (-10)	3085		89%			
School starts (0)	3344		96%	1st Day of School: 85% Fill Rate		
10 days after (10)	3483	139	4%	10th Day: 87% Fill Rate		
21 days after (Census)	3379	35	97%	Census Day: 84% Fill Rate		
				Load: 495		

	KAD					
20 days before (-20)	854		76%			
10 days before (-10)	955		85%			
School starts (0)	1090		97%	1st Day of School: 64% Fill Rate		
10 days after (10)	1120	30	3%	10th Day: 66% Fill Rate		
21 days after (Census)	1091	1	97%	Census Day: 64% Fill Rate.		
				Load: 433		
	Counseing					
20 days before (-20)	163		83%			
10 days before (-10)	154		79%			
School starts (0)	175		89%	1st Day of School: 60% Fill Rate		
10 days after (10)	196	21	11%	10th Day: 63% Fill Rate		
21 days after (Census)	189	14	96%	Census Day: 61% Fill Rate		
				Load: 329		