



Course Enrollment and Modalities Spring 2026 Census Day

Present to Instructional Planning Council

Office of Instruction

2.20.2026

EMP 1.3 Create a student-first course schedule

EMP 4.12 Offer key courses in multiple modalities

A student-first course schedule is the outcome of a thoughtful and collaborative process that prioritizes student success, minimizes disruptions, aligns programs, and balances faculty workload.

Student-first Scheduling and Modalities:

- Offering diverse course modalities, including face-to-face, hybrid, asynchronous online, synchronous online, and multi-modalities, to cater to various learning preferences.
- Considering the day of the week, time of day, and location to accommodate student needs and preferences.
- We ensure course schedules are aligned to minimize conflicts, enabling students to plan and complete their educational goals efficiently.

ACCJC Standard 2.6: The institution uses delivery modes and teaching methodologies that meet student and curricular needs and promote equitable student learning and achievement.

Census Day: Point-in-Time Comparison

Metric	Spring 2024 2.5.2024	Spring 2025 2.4.2025	Spring 2026 2.2.2026	Percent Change
Enrollments	12,266	12,725	12,830	0.5%
Headcount	6,747	7,077	7,187	2%
Headcount (First-Time)	311	259	221	-15%
Headcount (Int'l)	89	104	103	-1%
Sections (unduplicated)	480	506	488	-4%
FTEF	106	110	104	-4.5%
Load	428	423	451	6.5%
Concurrent K-12 Student (including dual enrollment)	869	1,047	974	-7%
Continuing Student	4,895	5,103	5,195	2%
Enrollments (Evening)	923	993	941	-5%

College Goals and Actual Results

	Course Enrollment	Fill Rate	FTEF	Load	Sections (undup)
College Goal (Spring Semester)	12,000 1% increase	80%	104.5	500 (inspirational) 450 (floor)	502
Spring 2026 (Census Day)	12,769	77%	104	451	488
Online Asynchronous	5,174	87%	30	556	152
Online Synchronous	664	66%	5	458	27
Hybrid	1,584	74%	17	400	68
F2F	5,347	73%	51	404	241

Implementation of Cancellation Procedure

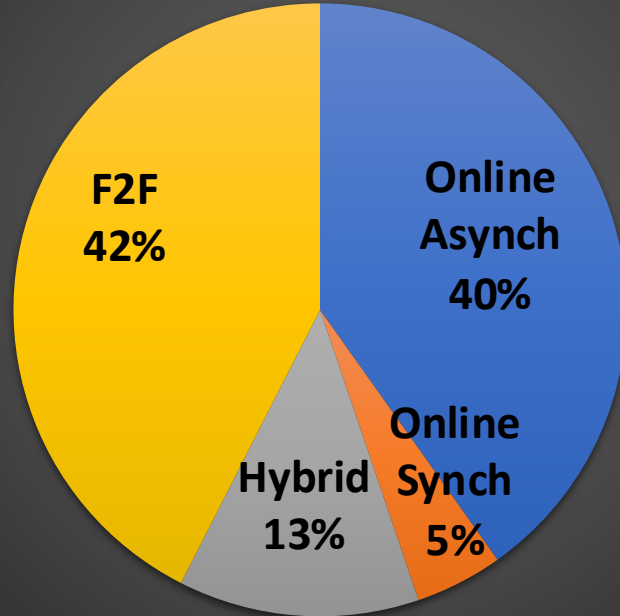
Due to low enrollment:

- F2F/Hybrid/Online Synchronous <15
- Online Asynchronous <20
- BDW: 6 classes cancelled
- HSS: 6 classes cancelled
- S&T: 7 classes cancelled
- A total of 19 classes cancelled due to low enrollment

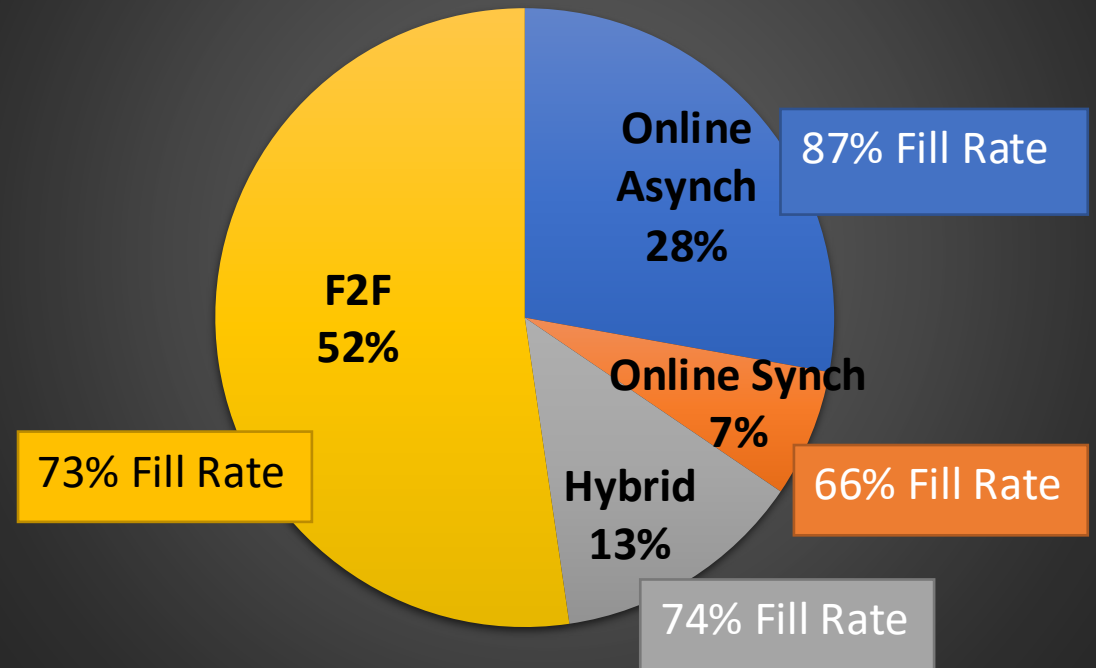
Effective Management of Modalities and Enrollment

Spring 2026 Census Day

Spring 2026 Enrollment by Modalities (N=12,883)



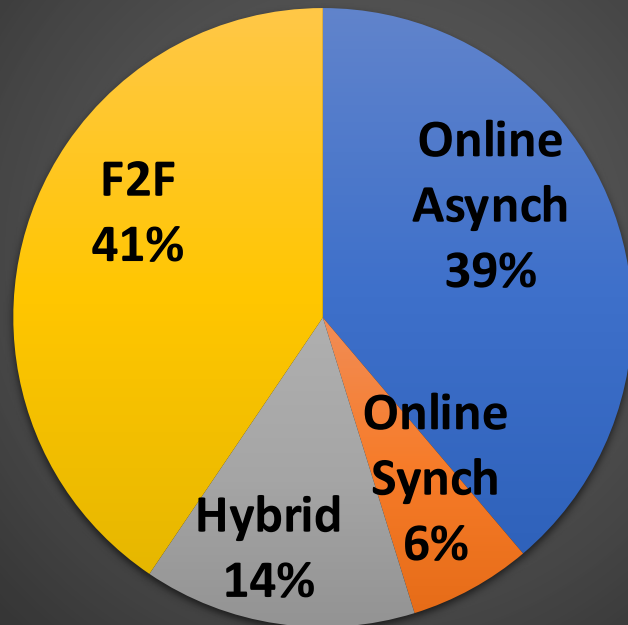
Spring 2026 Sections by Modalities (N=629)



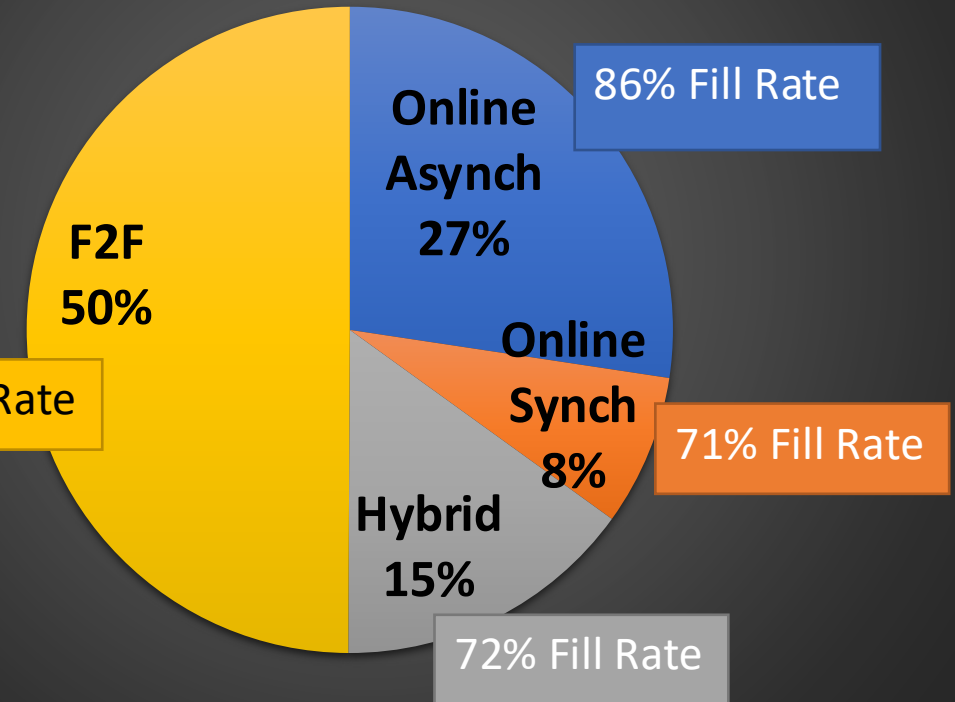
Effective Management of Modalities and Enrollment

Spring 2025 Census Day

Spring 2025 Enrollment by Modalities (N=12,725)



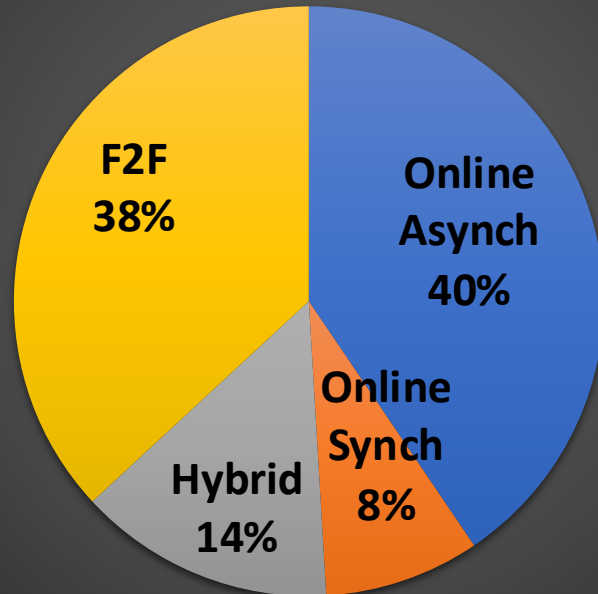
Spring 2025 Sections by Modalities (N=661 CRN)



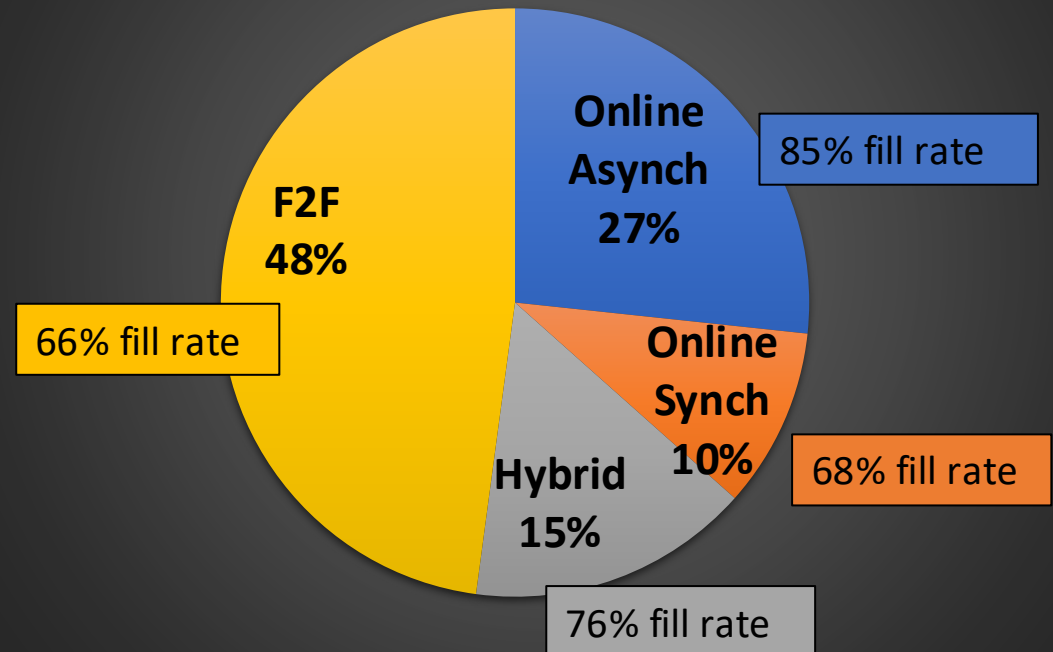
Effective Management of Modalities and Enrollment

Spring 2024 Census Day

Spring 2024 Enrollment by Modalities (N=12241)

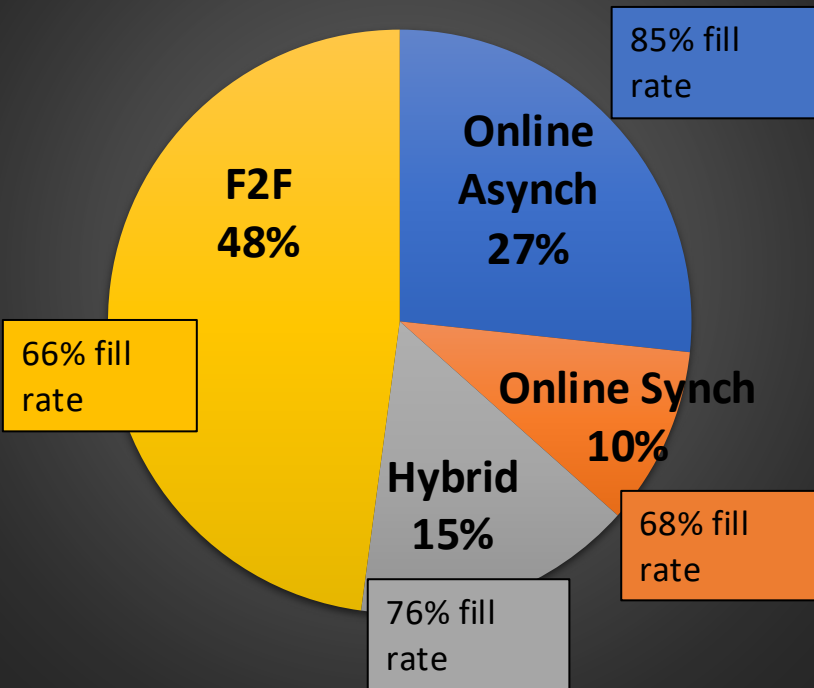


Spring 2024 Sections by Modalities (N=633 CRN)

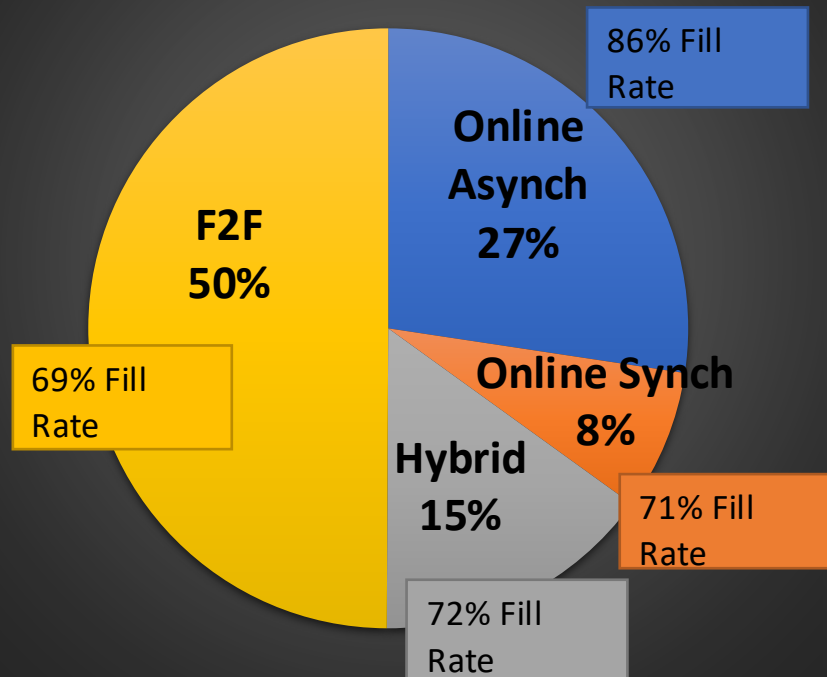


Three Year Comparison of Sections by Modality

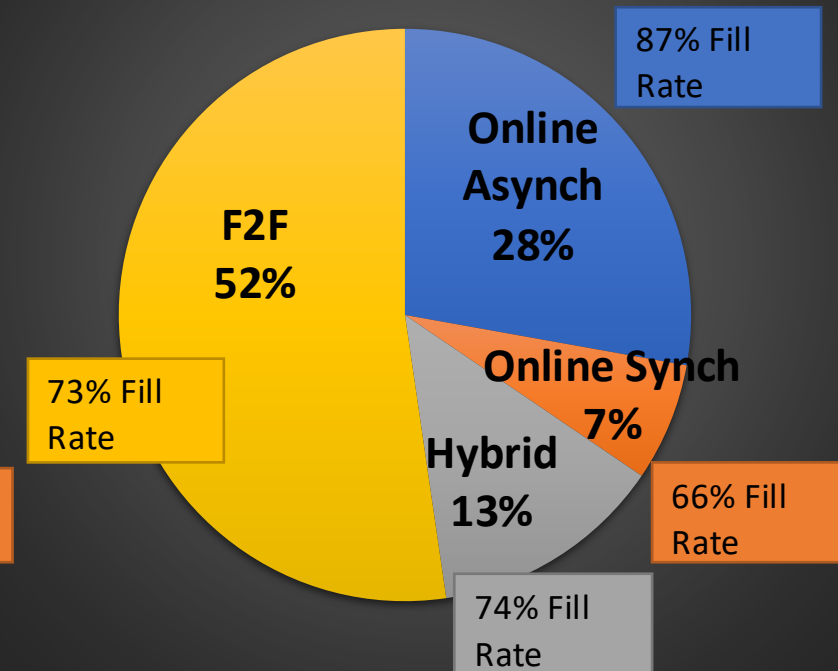
Spring 2024 Sections by Modalities (N=633 CRN)



Spring 2025 Sections by Modalities (N=661 CRN)

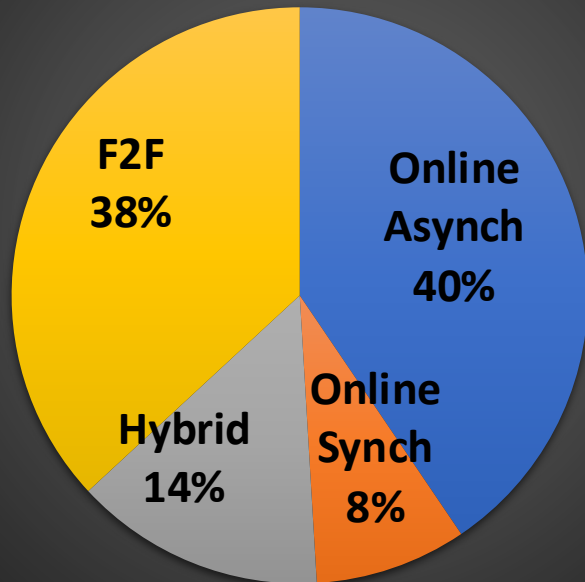


Spring 2026 Sections by Modalities (N=629 CRN)

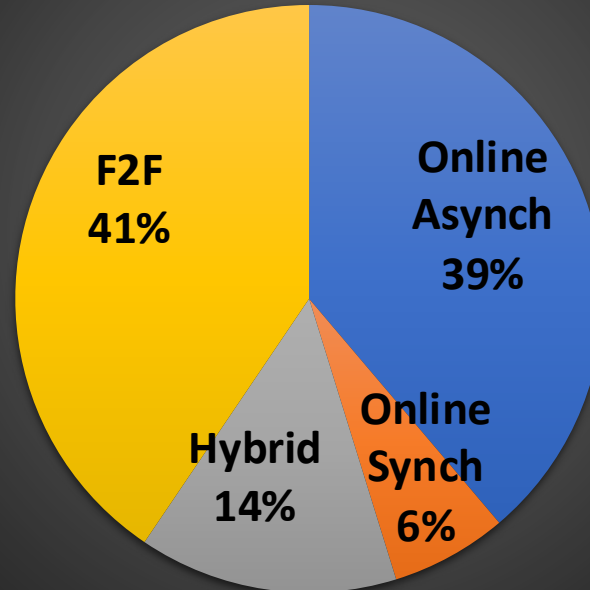


Three Year Comparison of Enrollment By Modality

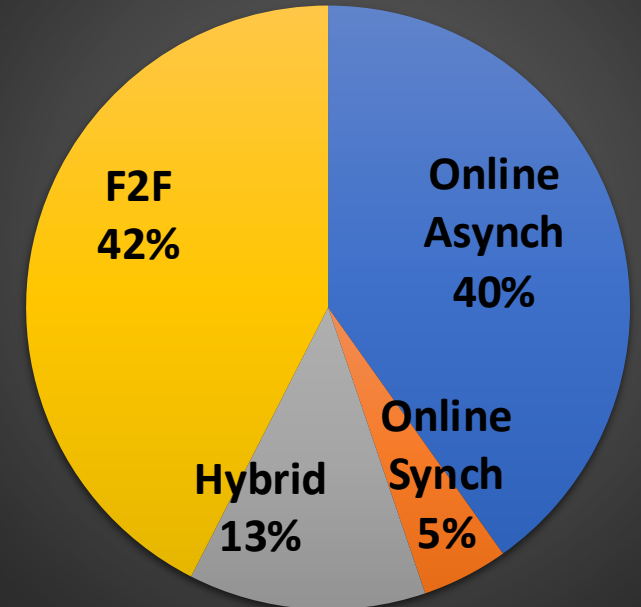
Spring 2024 Enrollment by Modalities (N=12241)



Spring 2025 Enrollment by Modalities (N=12,725)



Spring 2026 Enrollment by Modalities (N=12,883)



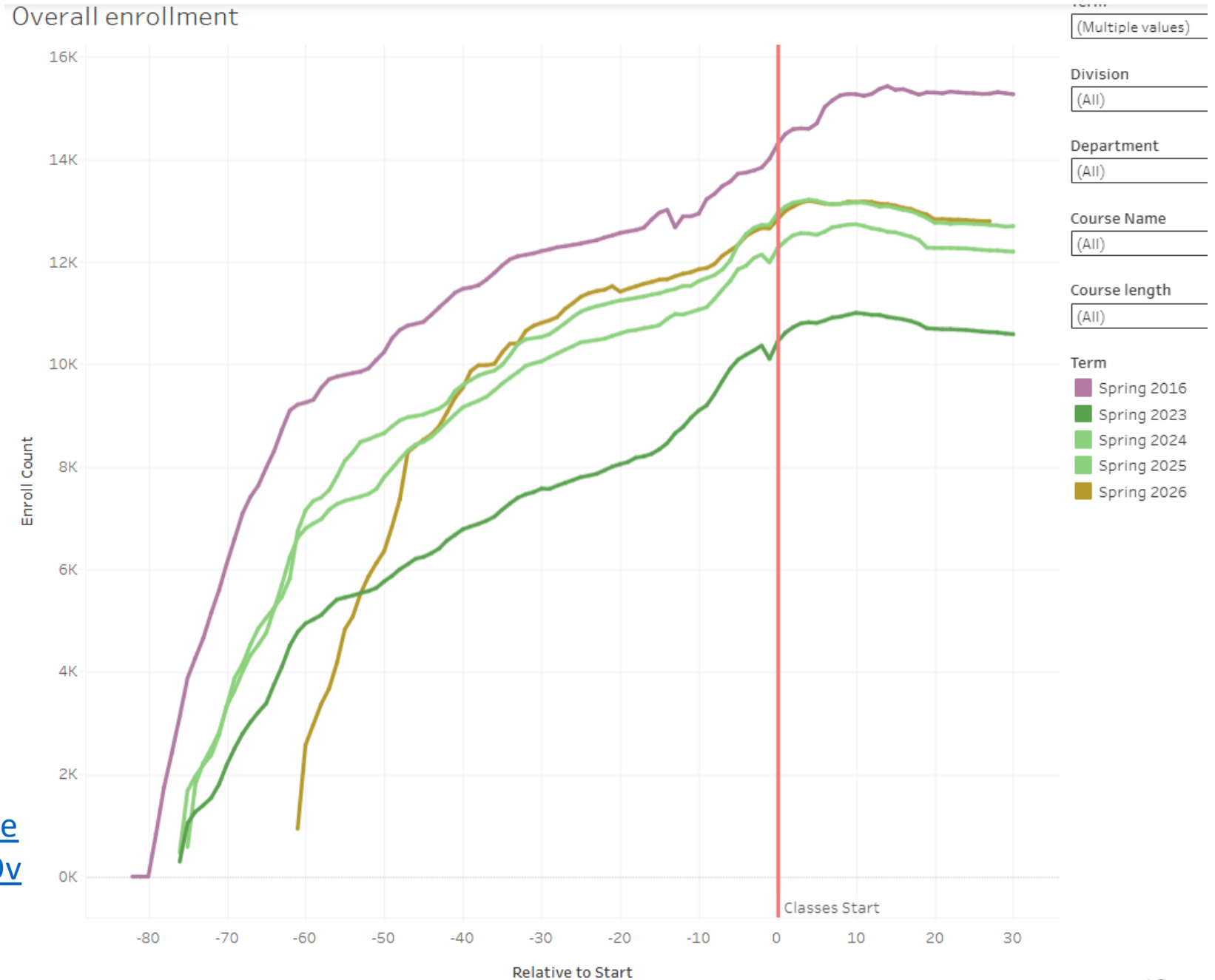
2-Year Completion of ADT or AA/AS Degrees: Summer 2024 to Spring 2026

- There are a total of 74 ADT/AA/AS Degrees offered by the College. Students **can complete the 67 ADT/AA/AS Degrees** from Summer 2024 to Spring 2026.
- Students cannot complete the following **7 Degrees**:
 - Ethnic Studies: AA
 - Geography: AAT, AA
 - Marketing: AS
 - Music: AA
 - Studio Arts: AAT
 - Theater Costuming: AS
 - ~~Theater Arts: AAT, AA (yay!)~~

Data: <https://public.tableau.com/app/profile/alex.claxton/viz/ProgramCompleatability/Courses>

Enrollment Overall Trends (Census Day 2.2.2026)

<https://public.tableau.com/app/profile/alex.claxton/viz/FillRateDashboard/OverallEnrollments>



Spring 2026

Metrics and Results by Division

Division	Enrollment	Fill Rate	FTEF	Load	Duplicated Section (CRN)
Bus. Design & Workforce	3649	73%	25.3	425	167
Counseling	109	46%	0.6	352	6
Humanities & Soc. Sci.	4399	81%	36.4	403	206
Kinesiology, Athl & Dan	1200	77%	10.1	391	142
Science & Technology	3293	83%	31.2	544	130
Academic Sup & Learn T.	112	26%	0.3	677	10
Grand Total	12769	77%	103.9	450	629

Stop Here

Summer 2022 Census						Fall 2022 Census						Spring 2023 Census						2022-2023			
	Fill Rate	Enrollment	# of Section	FTEF	Load (Census)		Fill Rate	Enrollment	# of Section	FTEF	Load (Census)		Fill Rate	Enrollment	# of Section	FTEF	Load (Census)		Enrollment	# of Section	FTEF
Academic	5%	42	11	0.10	793.73	Academic	12%	113	10	0.17	375.97	ASLT	17%	125	12	0.17	499.99	ASLT	280	33	0.44
Bus. Desig	66%	649	25	4.93	390.33	Bus. Desig	66%	3095	129	23.04	396.77	BDW	69%	3158	130	24.31	379.05	BDW	6902	284	52.28
Counselin	73%	88	3	0.60	441.14	Counselin	65%	317	13	1.73	377.06	Counselin	57%	129	6	0.83	364.87	Counselin	534	22	3.17
Humanitie	75%	1116	41	8.61	403.74	Humanitie	65%	3362	155	35.25	323.45	HSS	68%	3341	142	32.57	344.82	HSS	7819	338	76.42
Kinesiology	71%	436	16	2.60	492.21	Kinesiology	56%	861	38	7.41	429.87	KAD	70%	1034	42	8.06	462.49	KAD	2331	96	18.07
Science &	84%	1037	27	7.92	669.70	Science &	76%	2969	111	30.19	470.15	S&T	73%	2857	110	31.61	441.10	S&T	6863	248	69.72
Grand Tot.	68%	3368	123	24.76	497.95	Grand Tot.	66%	10717	456	97.80	395.12	Grand Tot.	68%	10644	442	97.54	394.71	Total	24729	1021	220.10

Summer 2023 Census						Fall 2023 Census						Spring 2024 Census						2023-2024			
	Fill Rate	Enrollment	# of Section	FTEF	Load (Census)		Fill Rate	Enrollment	# of Section	FTEF	Load (Census)		Fill Rate	Enrollment	# of Section	FTEF	Load (Census)		Enrollment	# of Section	FTEF
ASLT	16%	15	2	0.00	#DIV/0!	ASLT	32%	212	9	0.24	964.92	ASLT	32%	234	10	0.38	647.92	ASLT	461	21	0.61
BDW	80%	648	22	4.14	456.29	BDW	74%	3291	134	24.45	393.77	BDW	72%	3524	145	26.81	382.56	BDW	7463	301	55.40
Counselin	61%	95	4	0.67	373.63	Counselin	74%	353	13	1.67	448.73	Counselin	60%	132	6	0.83	374.92	Counselin	580	23	3.17
HSS	87%	1328	40	8.27	492.73	HSS	78%	3946	150	34.12	395.78	HSS	78%	4116	157	36.36	381.58	HSS	9390	347	78.75
KAD	80%	495	16	2.68	548.79	KAD	67%	1054	42	7.97	478.30	KAD	69%	1132	48	9.06	446.54	KAD	2681	106	19.71
S&T	78%	719	21	5.17	600.60	S&T	81%	3171	110	31.65	488.54	S&T	80%	3222	114	32.32	495.34	S&T	7112	245	69.14
Grand Tot.	80%	3300	105	20.93	515.71	Grand Tot.	75%	12027	458	100.10	433.42	Grand Tot.	74%	12360	480	105.75	423.05	Total	27687	1043	226.78

2023 vs 2022	-2%	-15%	-15%				12%	0%	2%				16%	9%	8%				12%	2%	3%
--------------	-----	------	------	--	--	--	-----	----	----	--	--	--	-----	----	----	--	--	--	-----	----	----

Summer 2024 Census						Fall 2024 Census						Spring 2025 Census						2024-2025			
	Fill Rate	Enrollment	# of Section	FTEF	Load (Census)		Fill Rate	Enrollment	# of Section	FTEF	Load (Census)		Fill Rate	Enrollment	# of Section (un-duplicated)	FTEF	Load (Census)		Enrollment	# of Section	FTEF
ASLT	11%	44	2	0.00	#DIV/0!	ASLT	23%	135	8	0.17	1304.38	ASLT	26%	113	10	0.38	669.62	ASLT	292	20	0.55
BDW	80%	911	31	6.06	452.14	BDW	75%	3602	145	27.15	393.02	BDW	71%	3689	157	27.38	404.65	BDW	8202	333	60.58
Counselin	54%	106	5	0.87	355.75	Counselin	61%	178	8	1.10	410.74	Counselin	68%	152	7	0.93	432.39	Counselin	436	20	2.90
HSS	83%	1320	44	9.07	449.84	HSS	79%	4264	164	37.93	399.75	HSS	75%	4208	166	40.06	375.76	HSS	9792	374	87.06
KAD	72%	547	20	3.36	467.44	KAD	64%	1097	47	8.87	453.08	Humanitie	70%	1201	52	10.50	441.33	KAD	2845	119	22.73
S&T	78%	885	24	6.39	613.58	S&T	83%	3383	116	33.29	480.76	Kinesiology	86%	3319	120	33.01	485.79	S&T	7587	260	72.69
Grand Tot.	77%	3813	126	25.74	490.97	Grand Tot.	76%	12659	488	108.50	428.81	Grand Tot.	75%	12682	507	108.90	422.96	Total	29154	1121	243.14

2024 vs 2023	16%	20%	23%				5%	7%	8%				3%	6%	3%				5%	7%	7%
--------------	-----	-----	-----	--	--	--	----	----	----	--	--	--	----	----	----	--	--	--	----	----	----

The Blind Men and The Elephant

Embrace the diversity of the individual as part of the unity of the collective.

<https://www.sloww.co/blind-men-elephant/>

