

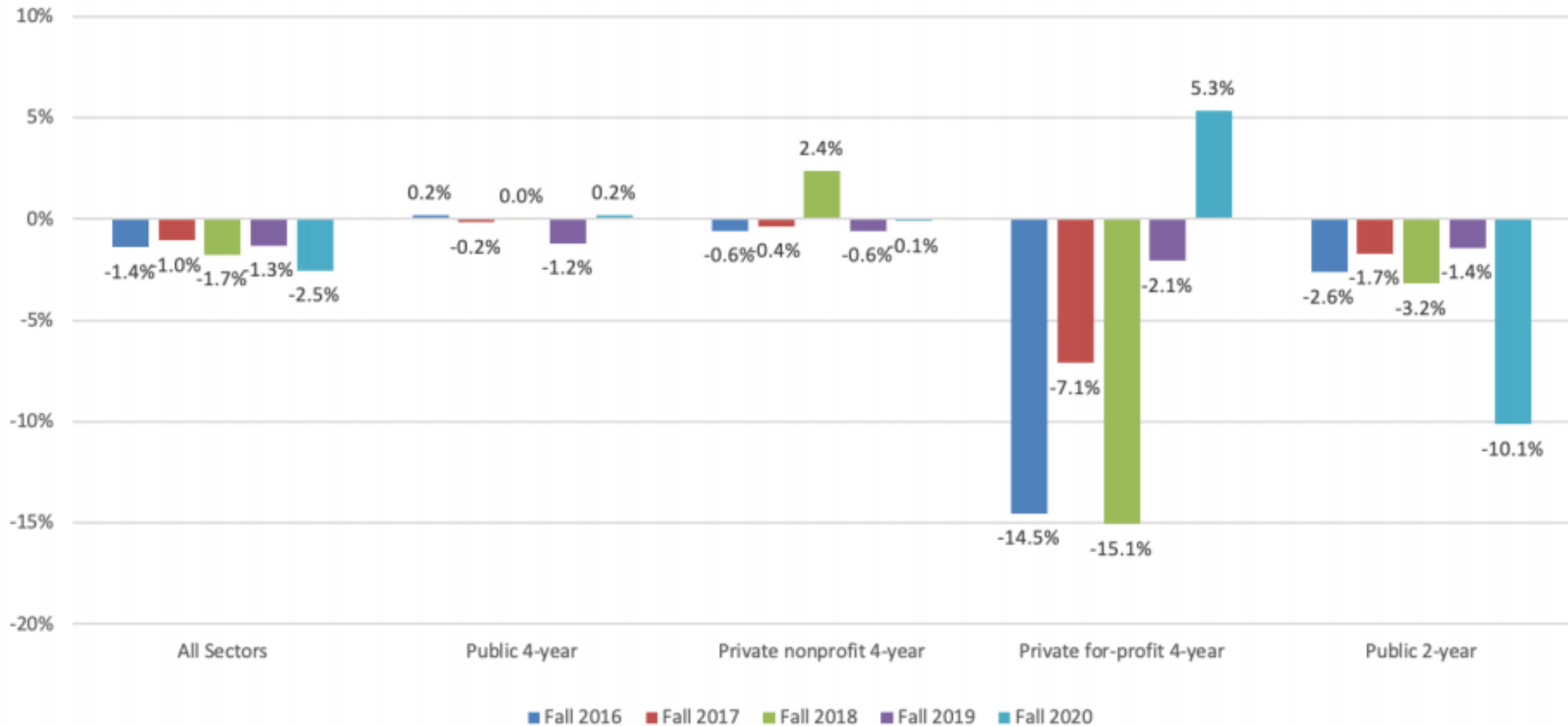
ENROLLMENT

College Council

January 27, 2021

Office of Planning, Research &
Institutional Effectiveness

Figure 1. Percent Change in Enrollment from Previous Year by Institutional Sector: 2016 to 2020



2020 CCC Enrollment Survey

Fall Credit Enrollment Comparisons

Overall, 81 colleges provided first census data for fall 2019 and 2020. In total, 76 colleges reported decreased enrollment, four colleges reported stable¹ enrollment, and one college reported increased enrollment. Enrollment changes ranged from a 38% decrease to a 2% increase, with an average decrease of 11%. Fall 2020 headcount decreased by an average of 8% relative to 2019, while full-time equivalent students (FTES)² decreased by an average of 11%.

| Fall 2020 at Census | # CCs Reporting | % Change Range | Avg % Change | Skyline | CSM | Cañada |
|---------------------|-----------------|----------------|--------------|---------|-------|--------|
| Enrollment | 81 | -38% to +2% | -11% | -9.3% | -8.6% | -7.0% |
| FTES | 71 | -28% to +1% | -11% | -13.1% | -8.8% | -7.1% |
| Headcount | 66 | -34% to +23% | -8% | -0.1% | -0.1% | -1.4% |

SMCCCD as of Fall Census on 9/8/2020

PANDEMIC IMPACT SEEN IN CHANGES TO THE DEMOGRAPHIC COMPOSITION OF SMCCCD STUDENTS

For Fall 2020 vs. Fall 2019, SMCCCD student headcount declined by 6%, with much larger declines among our International, English as a Second Language speakers and low income students

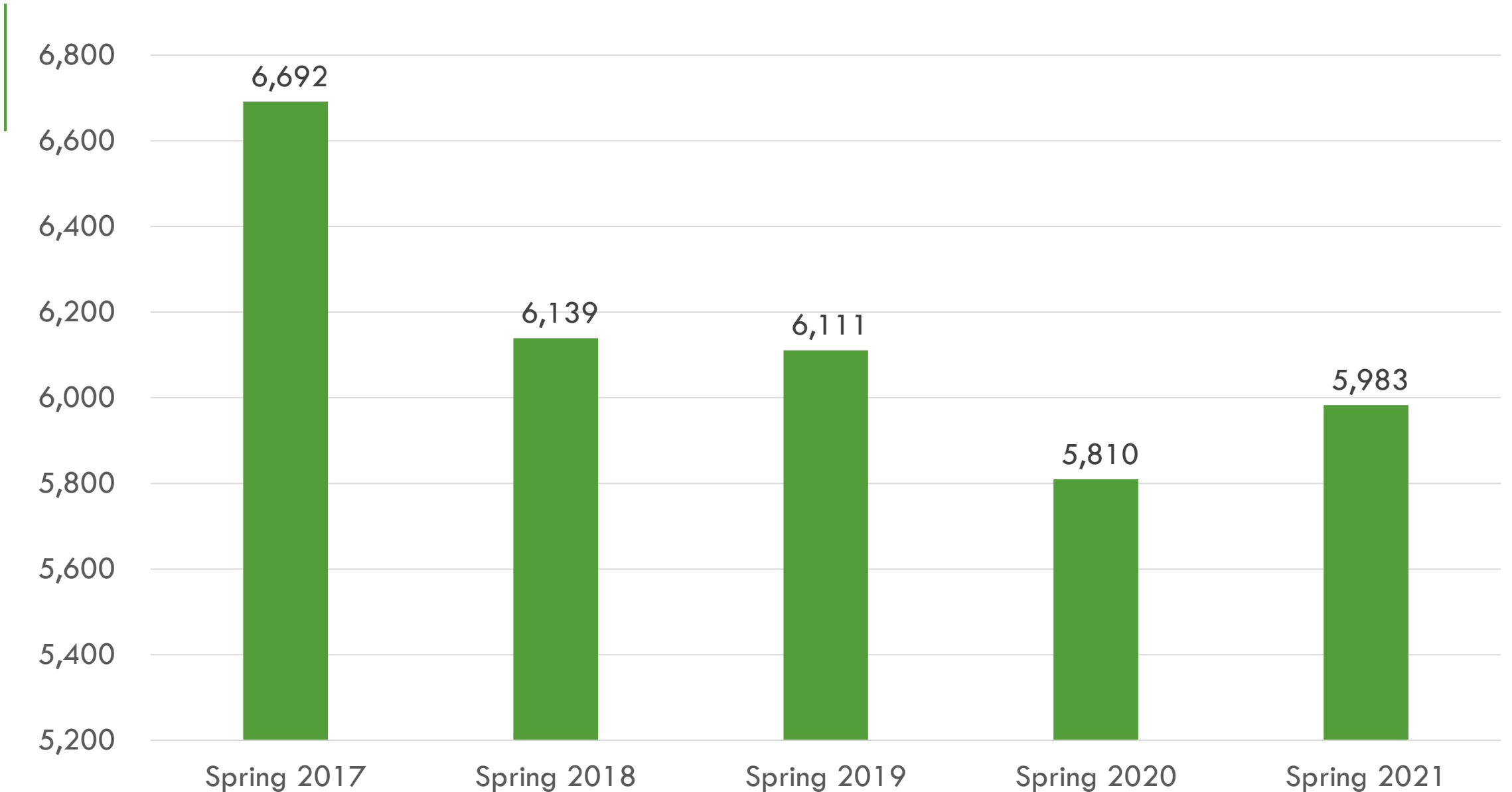
Decline in headcounts:

| | |
|---|-------|
| International Students | ↓ 36% |
| Primary language not English (domestic students) | ↓ 28% |
| Low income students | ↓ 27% |
| Students >=40 years | ↓ 20% |

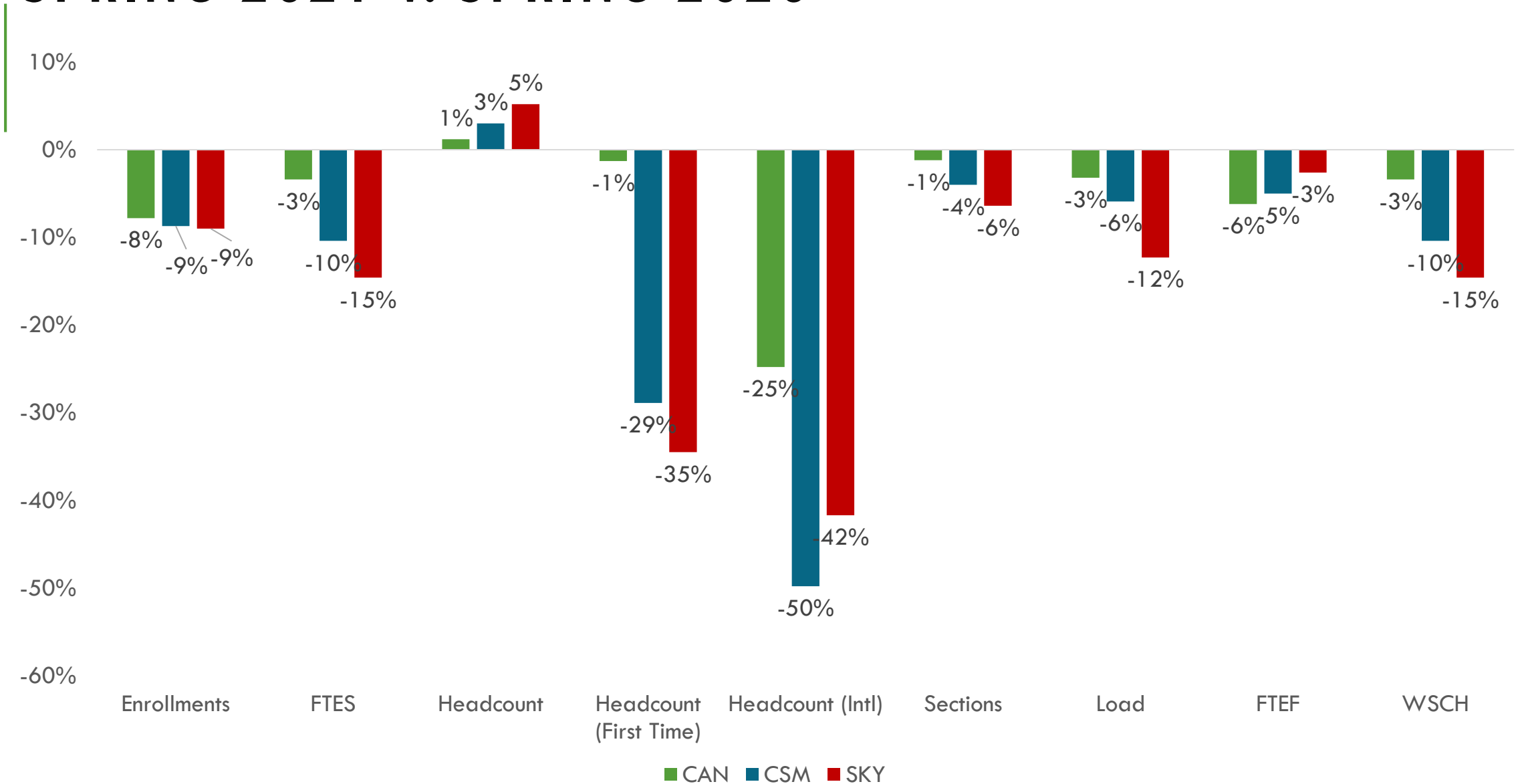
Increase in headcounts:

| | |
|---|-------|
| High School Dual Enrollment | ↑ 31% |
| 4yr College Students taking classes for transfer units | ↑ 42% |

SPRING HEADCOUNT (2017-21):



SPRING 2021 V. SPRING 2020



| Department | Spring 2020 | Spring 2021 | Net Change | % Change |
|------------------------------|-------------|-------------|------------|----------|
| Cooperative Education | 153 | 47 | -106 | -69% |
| Dance | 179 | 61 | -118 | -66% |
| English Second Language | 504 | 253 | -251 | -50% |
| Anthropology | 251 | 139 | -112 | -45% |
| Career and Personal Develop | 292 | 163 | -129 | -44% |
| Library Science | 62 | 36 | -26 | -42% |
| Kinesiology | 123 | 79 | -44 | -36% |
| Drama - Theatre Arts | 81 | 56 | -25 | -31% |
| Business | 536 | 384 | -152 | -28% |
| Phys Ed - Team Sport | 82 | 59 | -23 | -28% |
| Music | 186 | 134 | -52 | -28% |
| Geology | 24 | 18 | -6 | -25% |
| Communication Studies | 480 | 362 | -118 | -25% |
| Phys Ed - Varsity Sports | 62 | 47 | -15 | -24% |
| Political Science | 283 | 215 | -68 | -24% |
| History | 561 | 435 | -126 | -22% |
| Sociology | 281 | 223 | -58 | -21% |
| Radiologic Technology | 39 | 31 | -8 | -21% |
| Paralegal Studies | 89 | 71 | -18 | -20% |
| English | 1056 | 846 | -210 | -20% |
| Astronomy | 141 | 114 | -27 | -19% |
| Early Childhood Education | 520 | 427 | -93 | -18% |
| Fashion Design | 218 | 179 | -39 | -18% |
| Human Services | 41 | 34 | -7 | -17% |
| Accounting | 213 | 183 | -30 | -14% |
| Geography | 32 | 28 | -4 | -13% |
| Oceanography | 189 | 167 | -22 | -12% |
| Comp. Bus. Office Technology | 114 | 101 | -13 | -11% |
| Mathematics | 1334 | 1188 | -146 | -11% |
| Environmental Science | 65 | 58 | -7 | -11% |
| Phys Ed - Fitness | 372 | 336 | -36 | -10% |
| Literature | 46 | 43 | -3 | -7% |
| Philosophy | 265 | 251 | -14 | -5% |
| Psychology | 558 | 545 | -13 | -2% |
| Biology | 840 | 821 | -19 | -2% |
| Art | 218 | 218 | 0 | 0% |
| Economics | 240 | 243 | 3 | 1% |
| Computer Information Science | 277 | 307 | 30 | 11% |
| Spanish | 166 | 186 | 20 | 12% |
| Digital Art and Animation | 204 | 243 | 39 | 19% |
| Interior Design | 189 | 228 | 39 | 21% |
| Chemistry | 298 | 383 | 85 | 29% |
| Engineering | 70 | 92 | 22 | 31% |
| Physics | 99 | 142 | 43 | 43% |
| Medical Assisting | 98 | 151 | 53 | 54% |
| Architecture | 35 | 69 | 34 | 97% |

Not a point in time comparison.
Late-start classes not accounted for.