

Cañada College Data Dashboard

1

Dr. David D. Ulate

Planning and Research Analyst

Dr. Chialin Hsieh

Dean of Planning, Research, and Institutional Effectiveness

10/2/2014

Data Dashboard Elements

2

1. Overall
2. Enrollment
3. Course Retention
4. Course Success
5. Cohort Study
6. Degree/Certificate award
7. Persistence



Overview

3

Comparison Met

Spring to Spring

Select Term

Spring 2014

Select Campus

Skyline College

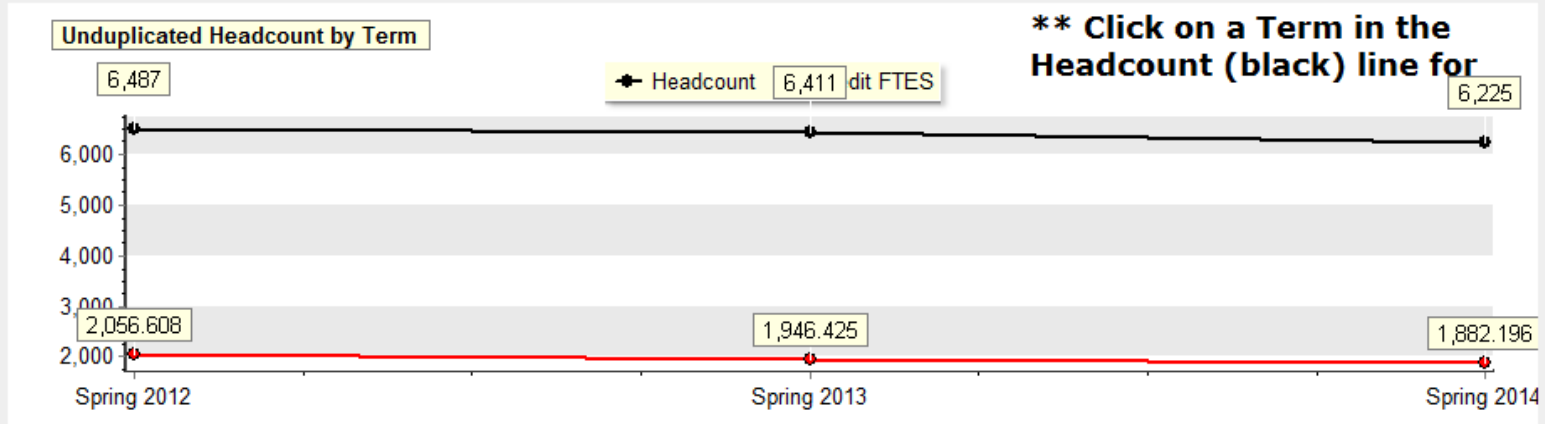
Canada College

College of San Mateo

Begin Analysis

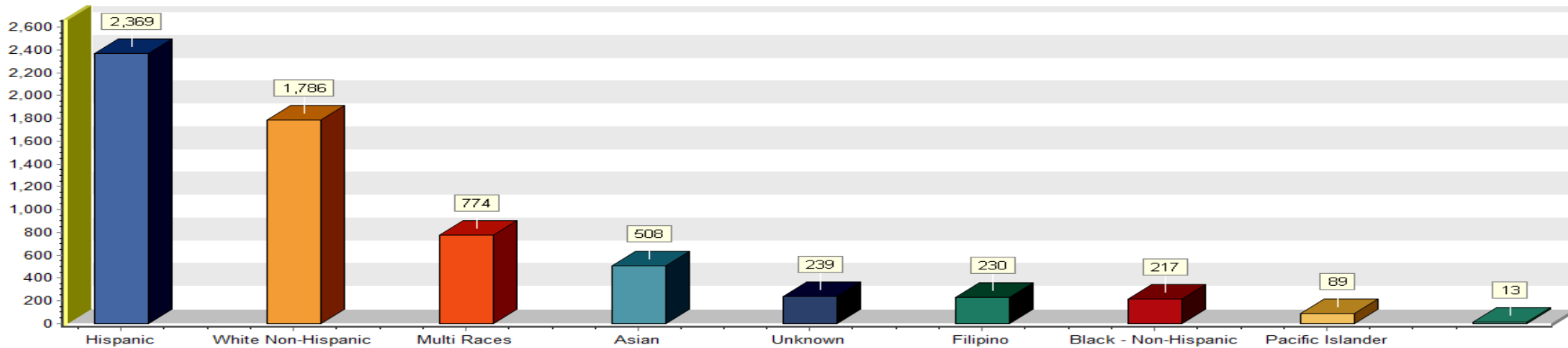
Chart Dimens

Ethnicity



Page 1 of 1

Spring 2014 Headcount by Ethnicity





Enrollme

4

Select Comparison Method

Fall to Fall

Select Term

Desc	Term
Fall 2013	201308
Fall 2012	201208
Fall 2011	201108
Fall 2010	201008

Select College

Description	Co...
Cañada College	3
College of San Mateo	4
Skyline College	2

Select Division

Descr...	Division
***	...

Select Subject

Subject	Description
***	...

***** CLICK HERE TO EXECUTE *****

Available Dimensions

Age Group	Age	Gender	Ed Goal	Ed Level	City	Degree	Student Type	Course Sessi	Credit Range
CourseNumbr	CRN	Ethnicity	High School	HS Grad Year	Major	Finaid Recip?	ENGL Placem	MATH Placem	EOPS?

Columns

Term

Divison	Term	Fall 2013			Total by ROWS		
Subject	Divison	Dupl Hdct	Undup Hdct	Avg. Cumm. GPA	Dupl Hdct	Undup Hdct	Avg. Cumm. GPA
		Value	Value	Value	Value	Value	Value
+ Canada Bus. Design & Workforce		3227	1938	2.97	3227	1938	2.97
+ Canada Humanities		4679	3146	2.42	4679	3146	2.42
+ Canada Science & Technology		3377	2556	2.78	3377	2556	2.78
+ Canada VP of Instruction		2131	1666	2.74	2131	1666	2.74
+ Counseling		179	179	2.65	179	179	2.65



Course Retent

5

Term(s)		College(s)		Division(s)		Subject(s)	
Term	Description	Description	Colleg	Description	Division	Subject	Descr...
201405	Summer 2014	Cañada College	3	Canada Humanities	3413	*** ...	
201403	Spring 2014	College of San Mateo	4	Canada Science & T...	3414		
201308	Fall 2013	Skyline College	2	Canada VP of Instru...	3441		
201305	Summer 2013			Counseling	3340		

***** CLICK HERE TO EXECUTE *****

Available Dimensions

Gender	Age	Ethnicity	Educational C	Campus (Cou)	Campus (Stu)	Grade	Student Type	High School	Basic_Skills	CSU_Or_UC
Career_AND	Lifelong_Lear									

Columns

Term	College_Crs (2)	Division	Subject	Total Headcount	Fall 2013 Retained Hcnt	Retention	Total Headco
				Value	Value	Value	Valu
	- Cañada College	- Canada Science & T...	+ ASTR	103	88	85.44%	
			+ BIOL	927	741	79.94%	
			+ CHEM	293	219	74.74%	
			+ CIS	136	110	80.88%	
			+ ENGR	86	77	89.53%	
			+ GEOG	15	13	86.67%	
			+ GEOL	63	60	95.24%	
			+ HSCI	246	237	96.34%	



Course Success

6

Term(s)		Campus(es)	Division(s)	Subject(s)
Term	Description	Description	Description	Subject
201405	Summer 2014	Cañada College	Canada Bus. Design & Wor...	*** ...
201403	Spring 2014	College of San Mateo	Canada Humanities	
201308	Fall 2013	Skyline College	Canada Science & Technol...	
201305	Summer 2013		Canada VR of Instruction	
201303	Spring 2013			

***** CLICK HERE TO EXECUTE *****

Available Dimensions

Gender	Age	Ethnicity	Educational G	Campus (Co	Campus (Stu	Grade	Student Type	High School	Basic_Skills	CSU_Or_UC
Career_AND	Lifelong_Lear									

Columns

Term	College_Crs	Division	Subject	Total Headcount	Passed	Success Rate
				Value	Value	Value
Fall 2013	- Cañada College	- Canada Bus. Design & Workforce	+ ACTG	166	106	63.86%
			+ ARCH	48	36	75.00%
			+ BUS.	170	99	58.24%
			+ CBOT	685	454	66.28%
			+ COOP	89	66	74.16%
			+ ECE.	815	666	81.72%
			+ ECON	219	124	56.62%
			+ FASH	360	270	75.00%



Student Cohort Reports

7

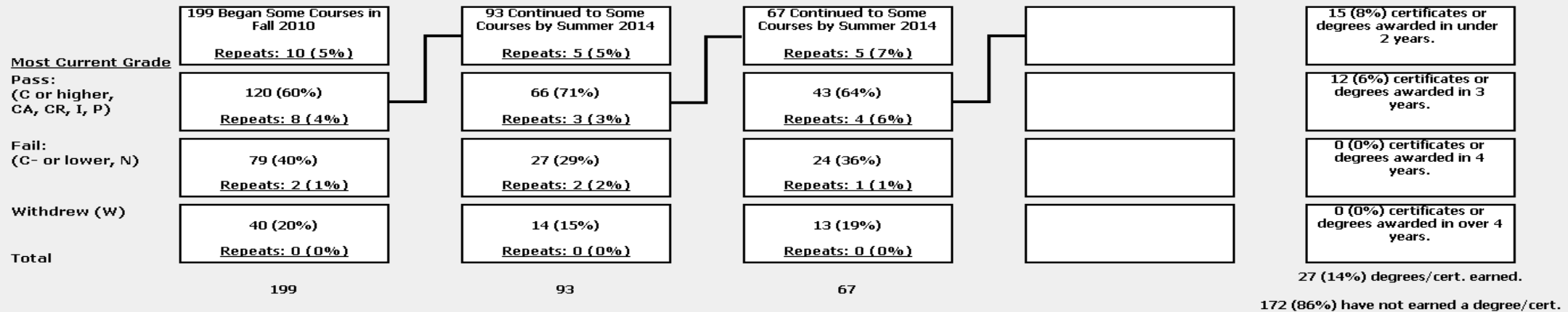
Start Term: 201008 - Fall 2010
End Term: 201405 - Summer 2014
Gender: **All Genders**
Age Range: 0 to 105

Campus: All Campuses?
 Skyline College
 Canada College
 College of San Mateo

Ethnicity: All Ethnicities?
 *** All Ethnicities ***

NOTE: This information uses the most recent course grade.

	<p><u>Course One</u></p> <input type="checkbox"/> All Subjects? ENGL - English ENGR - Engineering ESL - English Second La <input type="checkbox"/> All Courses? ENGL 165 ENGL 826 ENGL 836 <input checked="" type="checkbox"/> All Sections? *** All Sections ***	<p><u>Course Two</u></p> <input type="checkbox"/> All Subjects? ENGL - English ENGR - Engineering ENVS - Environmental S <input type="checkbox"/> All Courses? ENGL 836 ENGL 847 ENGL 849 <input checked="" type="checkbox"/> All Sections? *** All Sections ***	<p><u>Course Three</u></p> <input type="checkbox"/> All Subjects? ENGL - English ENGR - Engineering ENVS - Environmental S <input type="checkbox"/> All Courses? ENGL 100 ENGL 110 ENGL 161 <input checked="" type="checkbox"/> All Sections? *** All Sections ***	<p><u>Course Four</u></p> <input type="checkbox"/> All Subjects? ACTG - Accounting ANTH - Anthropology ARCH - Architecture <input checked="" type="checkbox"/> All Courses? ** All Courses ** <input checked="" type="checkbox"/> All Sections? *** All Sections ***	<p><u>Degrees & Certificates</u></p> Choose "Driver" Column: Course One Show Degree/Cert. Data
	Show Column One	Show Column Two	Show Column Three	Show Column Four	





Awarded Degree and Certificate

8

Graduation Term		Campus(es)		Major(s)		Program(s)	
Code	Description	Code	Campus	Code	Major	Progr...	
201305	Summer 2013	3	Canada College		*** ...	*** ...	
201303	Spring 2013	4	College of San Mateo				
201208	Fall 2012	2	Skyline College				
201205	Summer 2012						
201203	Spring 2012						

***** CLICK HERE TO EXECUTE *****

Available Dimensions

Educational | Program | Ethnicity | Gender | Age | Status | Program (2)

Columns

Grad Term

Camp_Desc	Grad Term	201205 - Summer 2012	201208 - Fall 2012	201303 - Spring 2012	Total by ROWS
	Degree	Student Count	Student Count	Student Count	Student Count
		Value	Value	Value	Value
- Canada College	+ Associate in Arts	13	32	110	155
	+ Associate in Arts-Transfer	0	2	20	22
	+ Associate in Science	35	39	120	194
	+ Associate in Science-Transfer	0	0	4	4
	+ Certificate Program	41	60	244	345
	Sub-total by Canada College		89	133	498
Total by COLUMNS		89	133	498	720



Student Persistence

9

Term One: 201208 - Fall 2012
Minimum Credit Cutoff: 6
Persisted to Term Two: 201308 - Fall 2013
Minimum Credit Cutoff: 0.5

Campus(es): All Campuses?

Code	Campus
3	Canada College
4	College of San Mateo
2	Skyline College

Major(s): All Majors?

Code	Major
*** All ...	

Program(s): All Programs?

Program
*** All ...

***** CLICK HERE TO EXECUTE *****

Available Dimensions

Gender | Educational Goal | Ed_Level | Age | Age_Group | Discipline | Student_Type | High School | Student_Type (

Columns

College	Total by ROWS				
	College	Total Term One	Persisted to T...	Persistence R...	Avg Cumm. G...
	Value	Value	Value	Value	
+ Canada College	3124	1880	60.18%	2.78	
Total by COLUMNS	3124	1880	60.18%	2.78	