









Community Engagement Survey - Spring 2014





a. Joined a group or organization

Response	Frequency	Percent	
Yes	85	59.9	
No	57	40.1	
Missing	0	0.0	





b. Held a leadership role in an organization or club

Response	Frequency	Percent	
Yes	64	45.1	
No	77	54.2	
Missing	1	0.7	





c. Obtained news regularly (through Internet, television, newspaper, radio, etc.)

Response	Frequency	Percent	
Yes	117	82.4	
No	24	16.9	
Missing	1	0.7	





d. Discussed politics regularly

Response	Frequency	Percent	
Yes	70	49.3	
No	72	50.7	
Missing	0	0.0	





e. Worked without pay in your community to help others

Response	Frequency	Percent	
Yes	101	71.1	
No	41	28.9	
Missing	0	0.0	





f. Worked without pay in your community to help others as part of a class requirement

Response	Frequency	Percent	
Yes	39	27.5	
No	103	72.5	
Missing	0	0.0	





g. Worked on a local, state, or national campaign

Response	Frequency	Percent	
Yes	25	17.6	
No	116	81.7	
Missing	1	0.7	





h. Attended a march, rally, protest, or boycott

Response	Frequency	Percent	
Yes	47	33.1	
No	92	64.8	
Missing	3	2.1	





i. Signed a petition

Response	Frequency	Percent	
Yes	94	66.2	
No	47	33.1	
Missing	1	0.7	





j. Raised awareness about an issue, campaign, party, or group

Response	Frequency	Percent	
Yes	65	45.8	
No	77	54.2	
Missing	0	0.0	





k. Raised money for a campaign, party, or group

Response	Frequency	Percent	
Yes	44	31.0	
No	98	69.0	
Missing	0	0.0	





l. Persuaded others to vote for a particular candidate or party

Response	Frequency	Percent	
Yes	35	24.6	
No	106	74.6	
Missing	1	0.7	

m. Contacted public officials or the media (through Facebook, Twitter, email, phone, letter, etc.)





Response	Frequency	Percent	
Yes	50	35.2	
No	92	64.8	
Missing	0	0.0	

n. Registered to vote





Response	Frequency	Percent	
Yes	96	67.6	
No	44	31.0	
Missing	2	1.4	

Community Engagement Survey - Spring 2014





o. Voted in a student election

Response	Frequency	Percent	
Yes	60	42.3	
No	80	56.3	
Missing	2	1.4	





a. Joined a group or organization

Response	Frequency	Percent	
Yes	55	38.7	
No	86	60.6	
Missing	1	0.7	





c. Obtained news regularly (through Internet, television, newspaper, radio, etc.)

Response	Frequency	Percent	
Yes	114	80.3	
No	27	19.0	
Missing	1	0.7	





e. Worked without pay in your community to help others

Response	Frequency	Percent	
Yes	79	55.6	
No	62	43.7	
Missing	1	0.7	





g. Worked on a local, state, or national campaign

Response	Frequency	Percent	
Yes	13	9.2	
No	128	90.1	
Missing	1	0.7	





i. Signed a petition

Response	Frequency	Percent	
Yes	73	51.4	
No	68	47.9	
Missing	1	0.7	





k. Raised money for a campaign, party, or group

Response	Frequency	Percent	
Yes	27	19.0	
No	113	79.6	
Missing	2	1.4	





p. Voted in a local, state or federal election

Response	Frequency	Percent	
Yes	90	63.4	
No	51	35.9	
Missing	1	0.7	





b. Held a leadership role in an organization or club

Response	Frequency	Percent	
Yes	33	23.2	
No	107	75.4	
Missing	2	1.4	





d. Discussed politics regularly

Response	Frequency	Percent	
Yes	74	52.1	
No	64	45.1	
Missing	4	2.8	





f. Worked without pay in your community to help others as part of a class requirement

Response	Frequency	Percent	
Yes	27	19.0	
No	114	80.3	
Missing	1	0.7	





h. Attended a march, rally, protest, or boycott

Response	Frequency	Percent	
Yes	21	14.8	
No	120	84.5	
Missing	1	0.7	

j. Raised awareness about an issue, campaign, party, or group

Response	Frequency	Percent	
Yes	49	34.5	
No	91	64.1	
Missing	2	1.4	

l. Persuaded others to vote for a particular candidate or party

Response	Frequency	Percent	
Yes	30	21.1	
No	111	78.2	
Missing	1	0.7	

Community Engagement Survey - Spring 2014

m. Contacted public officials or the media (through Facebook, Twitter, email, phone, letter, etc.)

Response	Frequency	Percent	
Yes	40	28.2	
No	101	71.1	
Missing	1	0.7	

n. Registered to vote

Response	Frequency	Percent	
Yes	70	49.3	
No	68	47.9	
Missing	4	2.8	

o. Voted in a student election

Response	Frequency	Percent	
Yes	34	23.9	
No	106	74.6	
Missing	2	1.4	

p. Voted in a local, state or federal election

Response	Frequency	Percent	
Yes	79	55.6	
No	61	43.0	
Missing	2	1.4	

a. Converse productively about controversial issues with someone whose background or views are different than my own

Response	Frequency	Percent	
Strongly Disagree	7	4.9	
Disagree	12	8.5	
Neither Agree or Disagree	52	36.6	
Agree	52	36.6	
Strongly Agree	15	10.6	
Missing	4	2.8	

b. Have my views challenged by others

Response	Frequency	Percent	
Strongly Disagree	8	5.6	
Disagree	17	12.0	
Neither Agree or Disagree	47	33.1	
Agree	49	34.5	
Strongly Agree	17	12.0	
Missing	4	2.8	

c. Understand people from other cultures, races, or ethnicities

Response	Frequency	Percent	
Strongly Disagree	6	4.2	
Disagree	6	4.2	
Neither Agree or Disagree	32	22.5	
Agree	51	35.9	
Strongly Agree	40	28.2	
Missing	7	4.9	

d. Work with others to make a difference in our community

Response	Frequency	Percent	
Strongly Disagree	9	6.3	
Disagree	16	11.3	
Neither Agree or Disagree	50	35.2	
Agree	42	29.6	
Strongly Agree	20	14.1	
Missing	5	3.5	

Community Engagement Survey - Spring 2014

e. Voice my opinions on campus, at work, or in my community

Response	Frequency	Percent	
Strongly Disagree	10	7.0	<div style="width: 7.0%;"></div>
Disagree	13	9.2	<div style="width: 9.2%;"></div>
Neither Agree or Disagree	49	34.5	<div style="width: 34.5%;"></div>
Agree	45	31.7	<div style="width: 31.7%;"></div>
Strongly Agree	20	14.1	<div style="width: 14.1%;"></div>
Missing	5	3.5	<div style="width: 3.5%;"></div>

b. I am just one person and my actions cannot change our government or social system

Response	Frequency	Percent	
Strongly Disagree	31	21.8	<div style="width: 21.8%;"></div>
Disagree	39	27.5	<div style="width: 27.5%;"></div>
Neither Agree or Disagree	51	35.9	<div style="width: 35.9%;"></div>
Agree	12	8.5	<div style="width: 8.5%;"></div>
Strongly Agree	5	3.5	<div style="width: 3.5%;"></div>
Missing	4	2.8	<div style="width: 2.8%;"></div>

d. I have the tools to communicate with someone whose views are different than my own

Response	Frequency	Percent	
Strongly Disagree	6	4.2	<div style="width: 4.2%;"></div>
Disagree	6	4.2	<div style="width: 4.2%;"></div>
Neither Agree or Disagree	39	27.5	<div style="width: 27.5%;"></div>
Agree	57	40.1	<div style="width: 40.1%;"></div>
Strongly Agree	30	21.1	<div style="width: 21.1%;"></div>
Missing	4	2.8	<div style="width: 2.8%;"></div>

a. As part of the campus community

Response	Frequency	Percent	
Strongly Disagree	11	7.7	<div style="width: 7.7%;"></div>
Disagree	22	15.5	<div style="width: 15.5%;"></div>
Neither Agree or Disagree	39	27.5	<div style="width: 27.5%;"></div>
Agree	46	32.4	<div style="width: 32.4%;"></div>
Strongly Agree	20	14.1	<div style="width: 14.1%;"></div>
Missing	4	2.8	<div style="width: 2.8%;"></div>

a. I can learn a lot through my involvement in community or campus causes

Response	Frequency	Percent	
Strongly Disagree	7	4.9	<div style="width: 4.9%;"></div>
Disagree	7	4.9	<div style="width: 4.9%;"></div>
Neither Agree or Disagree	47	33.1	<div style="width: 33.1%;"></div>
Agree	56	39.4	<div style="width: 39.4%;"></div>
Strongly Agree	21	14.8	<div style="width: 14.8%;"></div>
Missing	4	2.8	<div style="width: 2.8%;"></div>

c. I have the tools to seek out information about social or political events to develop an informed position on the issue

Response	Frequency	Percent	
Strongly Disagree	6	4.2	<div style="width: 4.2%;"></div>
Disagree	9	6.3	<div style="width: 6.3%;"></div>
Neither Agree or Disagree	49	34.5	<div style="width: 34.5%;"></div>
Agree	56	39.4	<div style="width: 39.4%;"></div>
Strongly Agree	18	12.7	<div style="width: 12.7%;"></div>
Missing	4	2.8	<div style="width: 2.8%;"></div>

e. I can be a part of something bigger than myself to effect change

Response	Frequency	Percent	
Strongly Disagree	6	4.2	<div style="width: 4.2%;"></div>
Disagree	3	2.1	<div style="width: 2.1%;"></div>
Neither Agree or Disagree	37	26.1	<div style="width: 26.1%;"></div>
Agree	58	40.8	<div style="width: 40.8%;"></div>
Strongly Agree	33	23.2	<div style="width: 23.2%;"></div>
Missing	5	3.5	<div style="width: 3.5%;"></div>

b. As part of a community outside this college

Response	Frequency	Percent	
Strongly Disagree	8	5.6	<div style="width: 5.6%;"></div>
Disagree	4	2.8	<div style="width: 2.8%;"></div>
Neither Agree or Disagree	32	22.5	<div style="width: 22.5%;"></div>
Agree	64	45.1	<div style="width: 45.1%;"></div>
Strongly Agree	30	21.1	<div style="width: 21.1%;"></div>
Missing	4	2.8	<div style="width: 2.8%;"></div>

Community Engagement Survey - Spring 2014

c. As someone who values helping others

Response	Frequency	Percent	
Strongly Disagree	2	1.4	<div style="width: 1.4%; height: 15px; background-color: #0000FF;"></div>
Disagree	0	0.0	<div style="width: 0.0%; height: 15px; background-color: #0000FF;"></div>
Neither Agree or Disagree	12	8.5	<div style="width: 8.5%; height: 15px; background-color: #0000FF;"></div>
Agree	52	36.6	<div style="width: 36.6%; height: 15px; background-color: #0000FF;"></div>
Strongly Agree	70	49.3	<div style="width: 49.3%; height: 15px; background-color: #0000FF;"></div>
Missing	6	4.2	<div style="width: 4.2%; height: 15px; background-color: #0000FF;"></div>

d. As an individual with limited impact on what happens in this country

Response	Frequency	Percent	
Strongly Disagree	19	13.4	<div style="width: 13.4%; height: 15px; background-color: #0000FF;"></div>
Disagree	33	23.2	<div style="width: 23.2%; height: 15px; background-color: #0000FF;"></div>
Neither Agree or Disagree	46	32.4	<div style="width: 32.4%; height: 15px; background-color: #0000FF;"></div>
Agree	34	23.9	<div style="width: 23.9%; height: 15px; background-color: #0000FF;"></div>
Strongly Agree	6	4.2	<div style="width: 4.2%; height: 15px; background-color: #0000FF;"></div>
Missing	4	2.8	<div style="width: 2.8%; height: 15px; background-color: #0000FF;"></div>

e. As someone who has something to offer the world

Response	Frequency	Percent	
Strongly Disagree	2	1.4	<div style="width: 1.4%; height: 15px; background-color: #0000FF;"></div>
Disagree	0	0.0	<div style="width: 0.0%; height: 15px; background-color: #0000FF;"></div>
Neither Agree or Disagree	23	16.2	<div style="width: 16.2%; height: 15px; background-color: #0000FF;"></div>
Agree	57	40.1	<div style="width: 40.1%; height: 15px; background-color: #0000FF;"></div>
Strongly Agree	55	38.7	<div style="width: 38.7%; height: 15px; background-color: #0000FF;"></div>
Missing	5	3.5	<div style="width: 3.5%; height: 15px; background-color: #0000FF;"></div>

f. As someone who has a voice

Response	Frequency	Percent	
Strongly Disagree	2	1.4	<div style="width: 1.4%; height: 15px; background-color: #0000FF;"></div>
Disagree	6	4.2	<div style="width: 4.2%; height: 15px; background-color: #0000FF;"></div>
Neither Agree or Disagree	23	16.2	<div style="width: 16.2%; height: 15px; background-color: #0000FF;"></div>
Agree	55	38.7	<div style="width: 38.7%; height: 15px; background-color: #0000FF;"></div>
Strongly Agree	52	36.6	<div style="width: 36.6%; height: 15px; background-color: #0000FF;"></div>
Missing	4	2.8	<div style="width: 2.8%; height: 15px; background-color: #0000FF;"></div>

a. Work with others to promote social or political change

Response	Frequency	Percent	
Strongly Disagree	5	3.5	<div style="width: 3.5%; height: 15px; background-color: #0000FF;"></div>
Disagree	15	10.6	<div style="width: 10.6%; height: 15px; background-color: #0000FF;"></div>
Neither Agree or Disagree	34	23.9	<div style="width: 23.9%; height: 15px; background-color: #0000FF;"></div>
Agree	54	38.0	<div style="width: 38.0%; height: 15px; background-color: #0000FF;"></div>
Strongly Agree	31	21.8	<div style="width: 21.8%; height: 15px; background-color: #0000FF;"></div>
Missing	3	2.1	<div style="width: 2.1%; height: 15px; background-color: #0000FF;"></div>

b. Become a leader in my place of work

Response	Frequency	Percent	
Strongly Disagree	2	1.4	<div style="width: 1.4%; height: 15px; background-color: #0000FF;"></div>
Disagree	5	3.5	<div style="width: 3.5%; height: 15px; background-color: #0000FF;"></div>
Neither Agree or Disagree	35	24.6	<div style="width: 24.6%; height: 15px; background-color: #0000FF;"></div>
Agree	50	35.2	<div style="width: 35.2%; height: 15px; background-color: #0000FF;"></div>
Strongly Agree	46	32.4	<div style="width: 32.4%; height: 15px; background-color: #0000FF;"></div>
Missing	4	2.8	<div style="width: 2.8%; height: 15px; background-color: #0000FF;"></div>

c. Help others who may not be as well off as myself

Response	Frequency	Percent	
Strongly Disagree	2	1.4	<div style="width: 1.4%; height: 15px; background-color: #0000FF;"></div>
Disagree	1	0.7	<div style="width: 0.7%; height: 15px; background-color: #0000FF;"></div>
Neither Agree or Disagree	19	13.4	<div style="width: 13.4%; height: 15px; background-color: #0000FF;"></div>
Agree	58	40.8	<div style="width: 40.8%; height: 15px; background-color: #0000FF;"></div>
Strongly Agree	58	40.8	<div style="width: 40.8%; height: 15px; background-color: #0000FF;"></div>
Missing	4	2.8	<div style="width: 2.8%; height: 15px; background-color: #0000FF;"></div>

d. Be an integral part of society

Response	Frequency	Percent	
Strongly Disagree	3	2.1	<div style="width: 2.1%; height: 15px; background-color: #0000FF;"></div>
Disagree	2	1.4	<div style="width: 1.4%; height: 15px; background-color: #0000FF;"></div>
Neither Agree or Disagree	24	16.9	<div style="width: 16.9%; height: 15px; background-color: #0000FF;"></div>
Agree	57	40.1	<div style="width: 40.1%; height: 15px; background-color: #0000FF;"></div>
Strongly Agree	53	37.3	<div style="width: 37.3%; height: 15px; background-color: #0000FF;"></div>
Missing	3	2.1	<div style="width: 2.1%; height: 15px; background-color: #0000FF;"></div>

Community Engagement Survey - Spring 2014

a. Global issues

Response	Frequency	Percent	
Strongly Disagree	6	4.2	<div style="width: 4.2%;"></div>
Disagree	13	9.2	<div style="width: 9.2%;"></div>
Neither Agree or Disagree	41	28.9	<div style="width: 28.9%;"></div>
Agree	49	34.5	<div style="width: 34.5%;"></div>
Strongly Agree	30	21.1	<div style="width: 21.1%;"></div>
Missing	3	2.1	<div style="width: 2.1%;"></div>

c. Issues facing my community

Response	Frequency	Percent	
Strongly Disagree	8	5.6	<div style="width: 5.6%;"></div>
Disagree	15	10.6	<div style="width: 10.6%;"></div>
Neither Agree or Disagree	41	28.9	<div style="width: 28.9%;"></div>
Agree	42	29.6	<div style="width: 29.6%;"></div>
Strongly Agree	32	22.5	<div style="width: 22.5%;"></div>
Missing	4	2.8	<div style="width: 2.8%;"></div>

9. What day of the week are local, state, and federal elections held?

Response	Frequency	Percent	
Monday	3	2.1	<div style="width: 2.1%;"></div>
Tuesday	94	66.2	<div style="width: 66.2%;"></div>
Thursday	8	5.6	<div style="width: 5.6%;"></div>
Saturday	1	0.7	<div style="width: 0.7%;"></div>
I dont know	33	23.2	<div style="width: 23.2%;"></div>
Missing	3	2.1	<div style="width: 2.1%;"></div>

11. What is your current enrollment status?

Response	Frequency	Percent	
Part-time Less than 12 units	73	51.4	<div style="width: 51.4%;"></div>
Full-time 12 units or more	62	43.7	<div style="width: 43.7%;"></div>
Missing	7	4.9	<div style="width: 4.9%;"></div>

b. National issues

Response	Frequency	Percent	
Strongly Disagree	6	4.2	<div style="width: 4.2%;"></div>
Disagree	12	8.5	<div style="width: 8.5%;"></div>
Neither Agree or Disagree	45	31.7	<div style="width: 31.7%;"></div>
Agree	43	30.3	<div style="width: 30.3%;"></div>
Strongly Agree	32	22.5	<div style="width: 22.5%;"></div>
Missing	4	2.8	<div style="width: 2.8%;"></div>

8. What individual or group of individuals has the responsibility to make the final decision on whether a law is constitutional or not?

Response	Frequency	Percent	
The President of the United States	14	9.9	<div style="width: 9.9%;"></div>
The Supreme Court	88	62.0	<div style="width: 62.0%;"></div>
Congress	23	16.2	<div style="width: 16.2%;"></div>
I dont know	14	9.9	<div style="width: 9.9%;"></div>
Missing	3	2.1	<div style="width: 2.1%;"></div>

10. Which organization functions the most like the legislative branch in local governments?

Response	Frequency	Percent	
The city council	113	79.6	<div style="width: 79.6%;"></div>
The mayor	6	4.2	<div style="width: 4.2%;"></div>
The police	4	2.8	<div style="width: 2.8%;"></div>
I dont know	15	10.6	<div style="width: 10.6%;"></div>
Missing	4	2.8	<div style="width: 2.8%;"></div>

12. Approximately how many credits have you completed at this college?

Response	Frequency	Percent	
0-12	48	33.8	<div style="width: 33.8%;"></div>
13-24	25	17.6	<div style="width: 17.6%;"></div>
25-59	38	26.8	<div style="width: 26.8%;"></div>
60-89	18	12.7	<div style="width: 12.7%;"></div>
90 units or more	10	7.0	<div style="width: 7.0%;"></div>
Missing	3	2.1	<div style="width: 2.1%;"></div>

Community Engagement Survey - Spring 2014

13. What is your ethnicity?

Response	Frequency	Percent	
Asian	11	7.7	<div style="width: 7.7%;"></div>
African American	5	3.5	<div style="width: 3.5%;"></div>
Filipino	4	2.8	<div style="width: 2.8%;"></div>
Hispanic	38	26.8	<div style="width: 26.8%;"></div>
Multiple Ethnicities	3	2.1	<div style="width: 2.1%;"></div>
Native American	3	2.1	<div style="width: 2.1%;"></div>
Pacific Islander	5	3.5	<div style="width: 3.5%;"></div>
White	64	45.1	<div style="width: 45.1%;"></div>
Other	5	3.5	<div style="width: 3.5%;"></div>
Missing	4	2.8	<div style="width: 2.8%;"></div>

15. What is your age?

Response	Frequency	Percent	
19 or under	18	12.7	<div style="width: 12.7%;"></div>
20-24	42	29.6	<div style="width: 29.6%;"></div>
25-29	16	11.3	<div style="width: 11.3%;"></div>
30-34	11	7.7	<div style="width: 7.7%;"></div>
35-49	22	15.5	<div style="width: 15.5%;"></div>
50	29	20.4	<div style="width: 20.4%;"></div>
Missing	4	2.8	<div style="width: 2.8%;"></div>

On-campus

Response	Frequency	Percent	
None	103	72.5	<div style="width: 72.5%;"></div>
1-5 hours	3	2.1	<div style="width: 2.1%;"></div>
6-10 hours	4	2.8	<div style="width: 2.8%;"></div>
11-15 hours	4	2.8	<div style="width: 2.8%;"></div>
16-20 hours	2	1.4	<div style="width: 1.4%;"></div>
21-30 hours	2	1.4	<div style="width: 1.4%;"></div>
31-40 hours	2	1.4	<div style="width: 1.4%;"></div>
40 hours	1	0.7	<div style="width: 0.7%;"></div>
Missing	21	14.8	<div style="width: 14.8%;"></div>

14. What is your gender:

Response	Frequency	Percent	
Male	38	26.8	<div style="width: 26.8%;"></div>
Female	99	69.7	<div style="width: 69.7%;"></div>
Missing	5	3.5	<div style="width: 3.5%;"></div>

16. Please provide an estimate of what you perceive to be the income of your parents/guardians while you were in high school.

Response	Frequency	Percent	
Less than \$19999 Low Income	26	18.3	<div style="width: 18.3%;"></div>
\$20000-\$59999 Low Middle Income	43	30.3	<div style="width: 30.3%;"></div>
\$60000-\$99999 Middle Income	25	17.6	<div style="width: 17.6%;"></div>
\$100000-\$149000 Upper Middle Income	9	6.3	<div style="width: 6.3%;"></div>
\$150000-or more High Income	9	6.3	<div style="width: 6.3%;"></div>
Dont know	23	16.2	<div style="width: 16.2%;"></div>
Missing	7	4.9	<div style="width: 4.9%;"></div>

Off-campus

Response	Frequency	Percent	
None	50	35.2	<div style="width: 35.2%;"></div>
1-5 hours	7	4.9	<div style="width: 4.9%;"></div>
6-10 hours	5	3.5	<div style="width: 3.5%;"></div>
11-15 hours	6	4.2	<div style="width: 4.2%;"></div>
16-20 hours	13	9.2	<div style="width: 9.2%;"></div>
21-30 hours	20	14.1	<div style="width: 14.1%;"></div>
31-40 hours	15	10.6	<div style="width: 10.6%;"></div>
40 hours	15	10.6	<div style="width: 10.6%;"></div>
Missing	11	7.7	<div style="width: 7.7%;"></div>

Community Engagement Survey - Spring 2014

18. Is English the primary language you speak at home?

Response	Frequency	Percent	
Yes	111	78.2	<div style="width: 78.2%; height: 15px; background-color: blue;"></div>
No	27	19.0	<div style="width: 19.0%; height: 15px; background-color: blue;"></div>
Missing	4	2.8	<div style="width: 2.8%; height: 15px; background-color: blue;"></div>

19. What is the highest education level of your primary parent or guardian?

Response	Frequency	Percent	
Grade 9 or less	14	9.9	<div style="width: 9.9%; height: 15px; background-color: blue;"></div>
Some high school did not graduate	7	4.9	<div style="width: 4.9%; height: 15px; background-color: blue;"></div>
High school graduate diploma GED or equivalent	34	23.9	<div style="width: 23.9%; height: 15px; background-color: blue;"></div>
Some college no degree	28	19.7	<div style="width: 19.7%; height: 15px; background-color: blue;"></div>
Associate's degree A.A. A.S.	11	7.7	<div style="width: 7.7%; height: 15px; background-color: blue;"></div>
Bachelor's degree B.A. B.S.	18	12.7	<div style="width: 12.7%; height: 15px; background-color: blue;"></div>
Graduate degree master's Ph.D. or professional degree beyond bachelor's	19	13.4	<div style="width: 13.4%; height: 15px; background-color: blue;"></div>
Unknown	2	1.4	<div style="width: 1.4%; height: 15px; background-color: blue;"></div>
Not applicable	4	2.8	<div style="width: 2.8%; height: 15px; background-color: blue;"></div>
Missing	5	3.5	<div style="width: 3.5%; height: 15px; background-color: blue;"></div>

Community Engagement Survey - Spring 2014

20. What is the highest education level of your secondary parent or guardian?

Response	Frequency	Percent	
Grade 9 or less	14	9.9	<div style="width: 100%; height: 15px; border: 1px solid black; position: relative;"><div style="width: 10%; background-color: blue; position: absolute; left: 0;"></div></div>
Some high school did not graduate	13	9.2	<div style="width: 100%; height: 15px; border: 1px solid black; position: relative;"><div style="width: 10%; background-color: blue; position: absolute; left: 0;"></div></div>
High school graduate diploma GED or equivalent	27	19.0	<div style="width: 100%; height: 15px; border: 1px solid black; position: relative;"><div style="width: 20%; background-color: blue; position: absolute; left: 0;"></div></div>
Some college no degree	27	19.0	<div style="width: 100%; height: 15px; border: 1px solid black; position: relative;"><div style="width: 20%; background-color: blue; position: absolute; left: 0;"></div></div>
Associate's degree A.A. A.S.	5	3.5	<div style="width: 100%; height: 15px; border: 1px solid black; position: relative;"><div style="width: 5%; background-color: blue; position: absolute; left: 0;"></div></div>
Bachelor's degree B.A. B.S.	17	12.0	<div style="width: 100%; height: 15px; border: 1px solid black; position: relative;"><div style="width: 15%; background-color: blue; position: absolute; left: 0;"></div></div>
Graduate degree master's Ph.D. or professional degree beyond bachelor's	13	9.2	<div style="width: 100%; height: 15px; border: 1px solid black; position: relative;"><div style="width: 10%; background-color: blue; position: absolute; left: 0;"></div></div>
Unknown	6	4.2	<div style="width: 100%; height: 15px; border: 1px solid black; position: relative;"><div style="width: 5%; background-color: blue; position: absolute; left: 0;"></div></div>
Not applicable	15	10.6	<div style="width: 100%; height: 15px; border: 1px solid black; position: relative;"><div style="width: 10%; background-color: blue; position: absolute; left: 0;"></div></div>
Missing	5	3.5	<div style="width: 100%; height: 15px; border: 1px solid black; position: relative;"><div style="width: 5%; background-color: blue; position: absolute; left: 0;"></div></div>