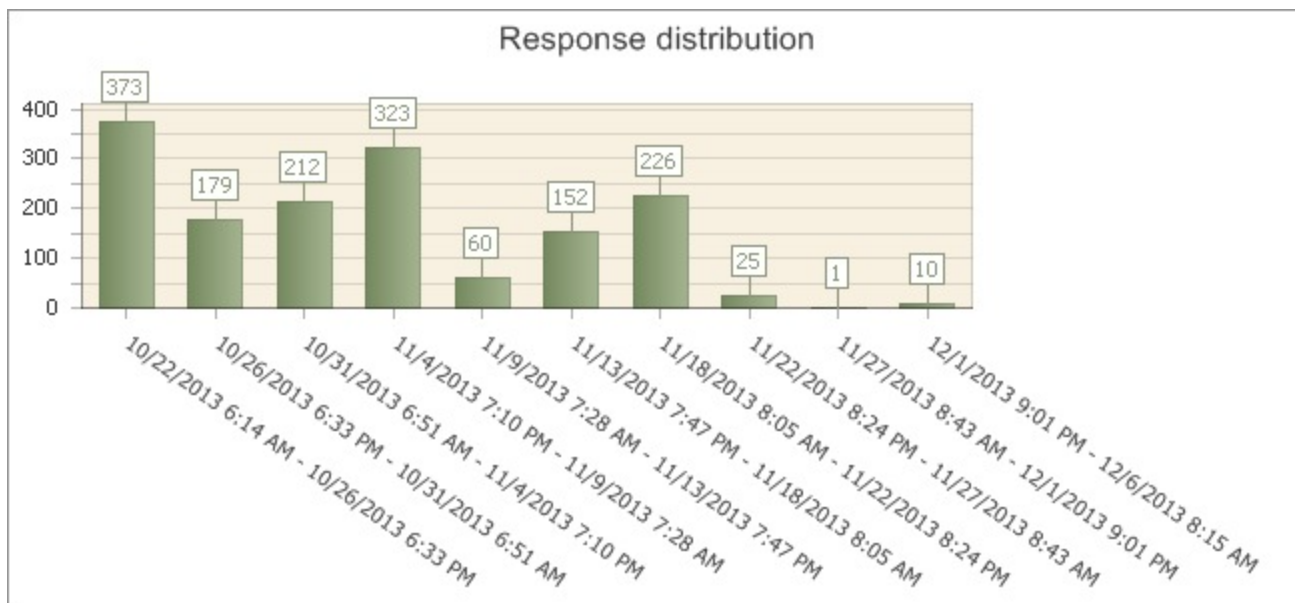


Summary of surveys in the report

Survey	# Pages	# Questions	Date opened	Date closed	Responses	# Complete responses
SMCCD Fall 2013 Career Technical Education Survey	6	37	10/4/2013	12/6/2013	1561	1429



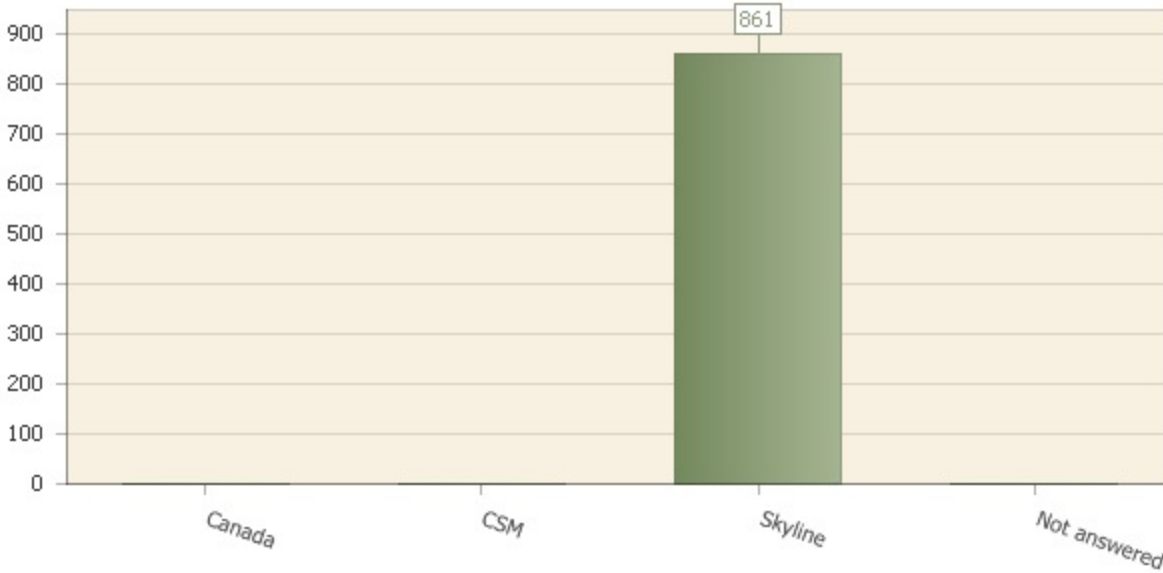
1.2. P1Q2

I am taking the majority of my classes at:

Question type: Multiple choice

Number of responses: 861

Number of respondents: 861



Answer	Count	Percent answer
Canada	0	0%
CSM	0	0%
Skyline	861	100.0%
Not answered	0	0%

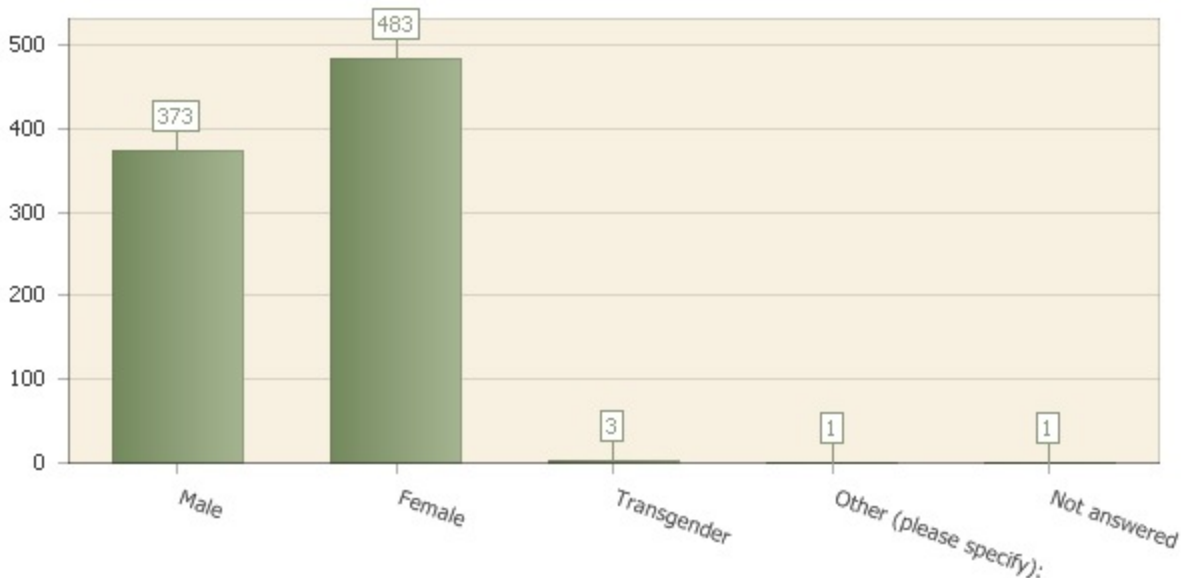
1.3. P1Q3

With which gender group do you most commonly identify?

Question type: Multiple choice

Number of responses: 860

Number of respondents: 861



Answer	Count	Percent answer
Male	373	43.3%
Female	483	56.1%
Transgender	3	0.3%
Other (please specify):	1	0.1%
Not answered	1	0.1%

Textual answers

Date	Respondent	Answer
11/21/2013	Anonymous	All does not matter

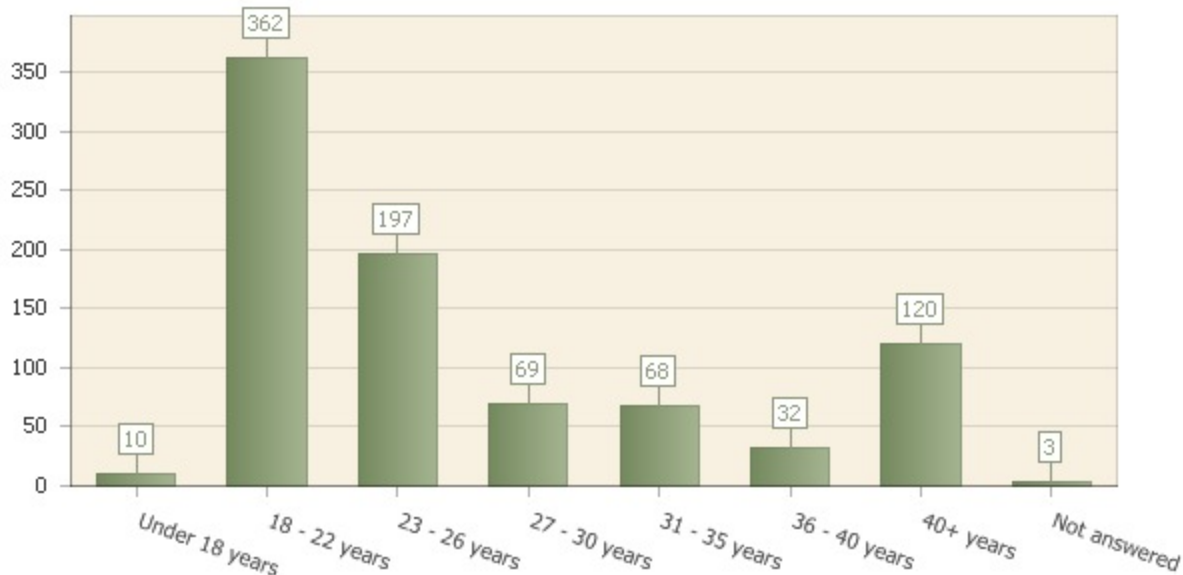
1.4. P1Q4

To which of the following age groups do you belong?

Question type: Multiple choice

Number of responses: 858

Number of respondents: 861



Answer	Count	Percent answer
Under 18 years	10	1.2%
18 - 22 years	362	42.0%
23 - 26 years	197	22.9%
27 - 30 years	69	8.0%
31 - 35 years	68	7.9%
36 - 40 years	32	3.7%
40+ years	120	13.9%
Not answered	3	0.3%

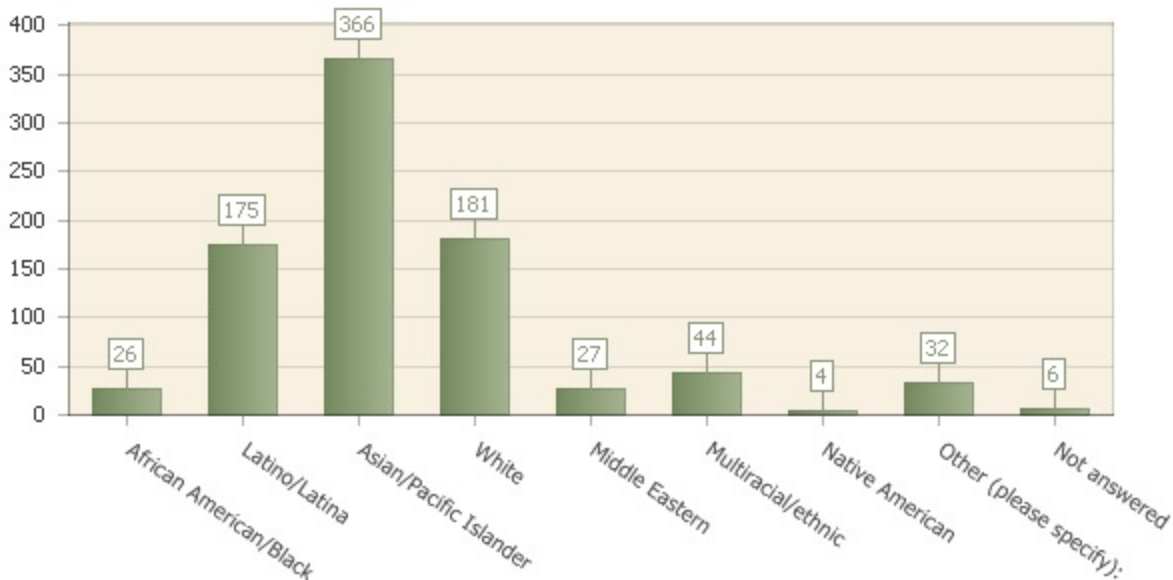
1.5. P1Q5

With which racial or ethnic group do you most commonly identify?

Question type: Multiple choice

Number of responses: 855

Number of respondents: 861



Answer	Count	Percent answer
African American/Black	26	3.0%
Latino/Latina	175	20.3%
Asian/Pacific Islander	366	42.5%
White	181	21.0%
Middle Eastern	27	3.1%
Multiracial/ethnic	44	5.1%
Native American	4	0.5%
Other (please specify):	32	3.7%
Not answered	6	0.7%

Textual answers

Date	Respondent	Answer
10/22/2013	Anonymous	Ukrainian
10/22/2013	Anonymous	indian
10/22/2013	Anonymous	Burmese
10/22/2013	Anonymous	Mexican and Japanese
10/24/2013	Anonymous	white/filipino
10/24/2013	Anonymous	mixed race
10/24/2013	Anonymous	Chinese Burmese
10/25/2013	Anonymous	Filipino
10/26/2013	Anonymous	Asian
10/28/2013	Anonymous	Filipino
10/28/2013	Anonymous	mixed
10/29/2013	Anonymous	South East Indian
10/30/2013	Anonymous	african american and white
10/31/2013	Anonymous	Kurdish
11/4/2013	Anonymous	South American
11/5/2013	Anonymous	human
11/5/2013	Anonymous	greek
11/5/2013	Anonymous	East Indian
11/5/2013	Anonymous	South American
11/6/2013	Anonymous	Italian
11/6/2013	Anonymous	East Indian
11/6/2013	Anonymous	black, white
11/8/2013	Anonymous	armenian
11/13/2013	Anonymous	Indian
11/13/2013	Anonymous	Armenian
11/15/2013	Anonymous	ASIAN AND WHITE
11/18/2013	Anonymous	french
11/18/2013	Anonymous	filipiuno
11/21/2013	Anonymous	White / Mexican

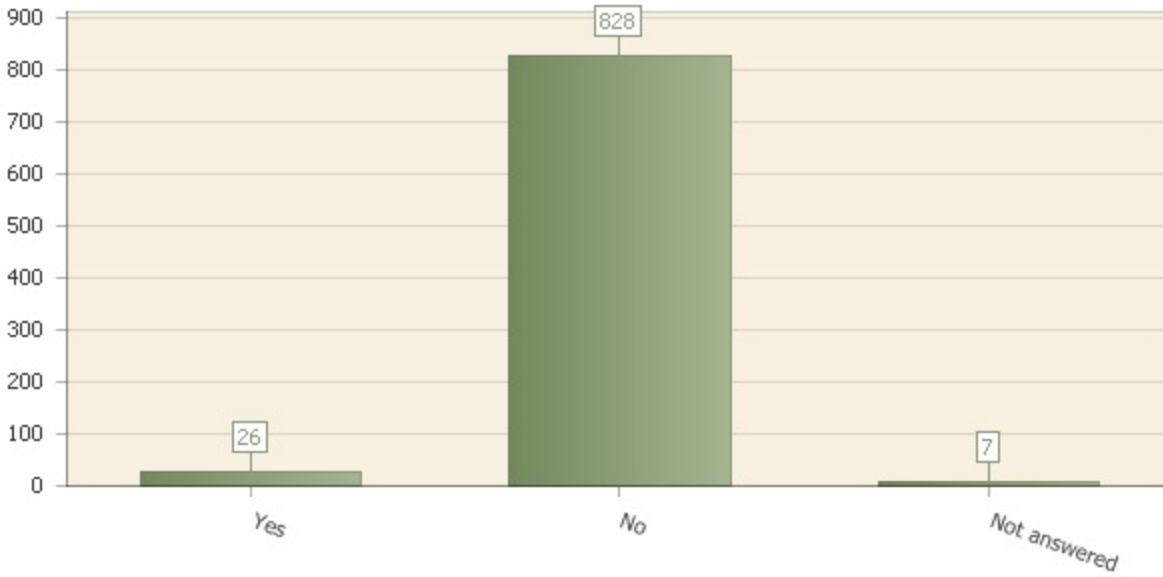
1.6. P1Q6

Are you an international student?

Question type: Multiple choice

Number of responses: 854

Number of respondents: 861



Answer	Count	Percent answer
Yes	26	3.0%
No	828	96.2%
Not answered	7	0.8%

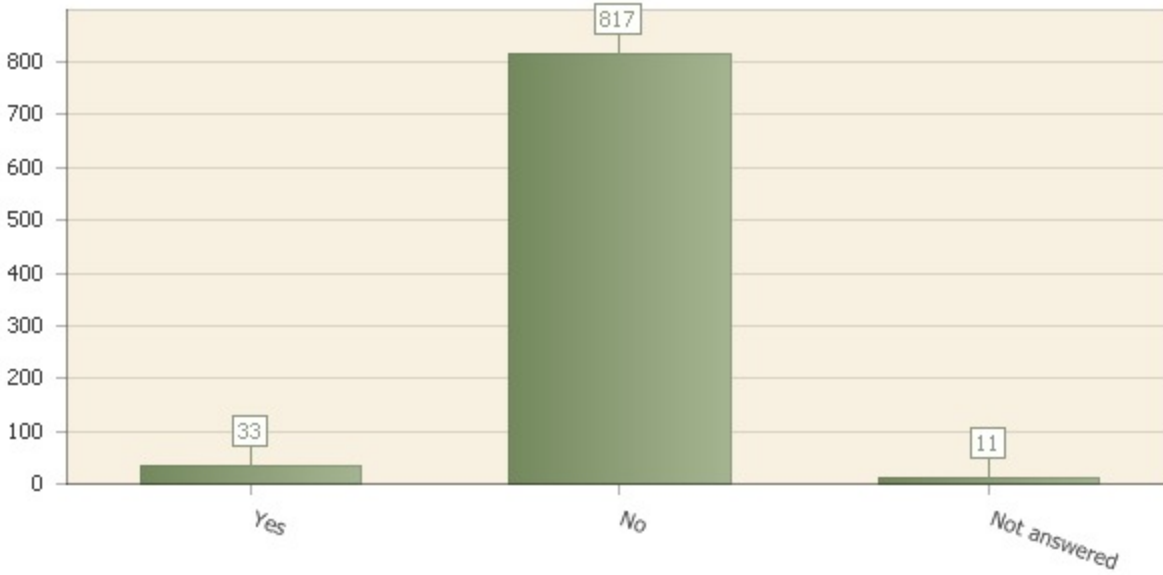
1.7. P1Q7

Are you a veteran of the armed forces?

Question type: Multiple choice

Number of responses: 850

Number of respondents: 861



Answer	Count	Percent answer
Yes	33	3.8%
No	817	94.9%
Not answered	11	1.3%

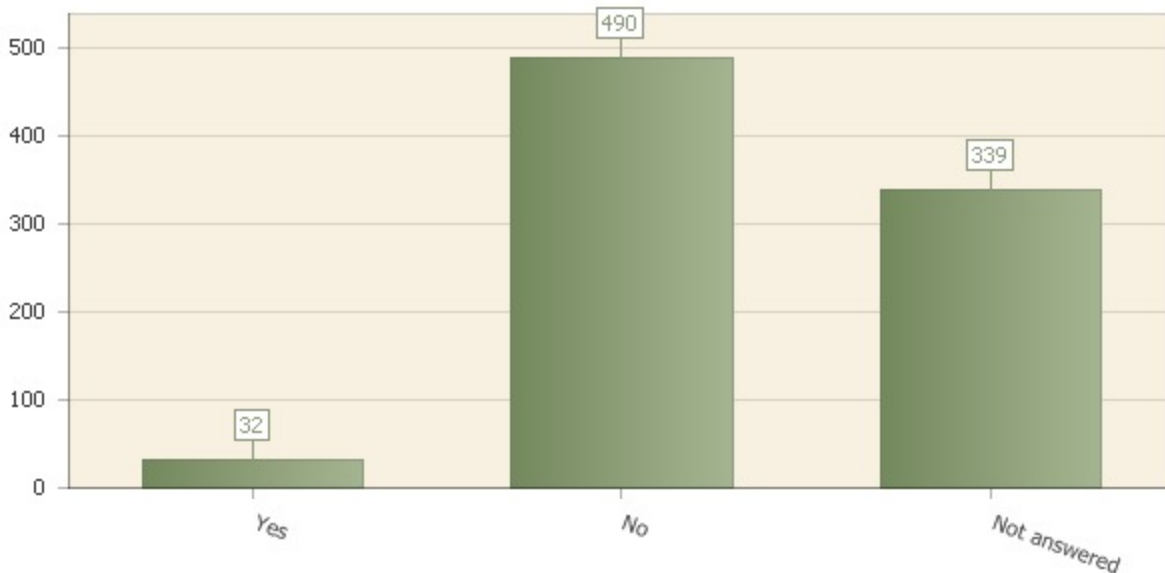
1.8. P1Q8

If your answer to Q7 is yes, are you receiving any benefits?

Question type: Multiple choice

Number of responses: 522

Number of respondents: 861



Answer	Count	Percent answer
Yes	32	3.7%
No	490	56.9%
Not answered	339	39.4%

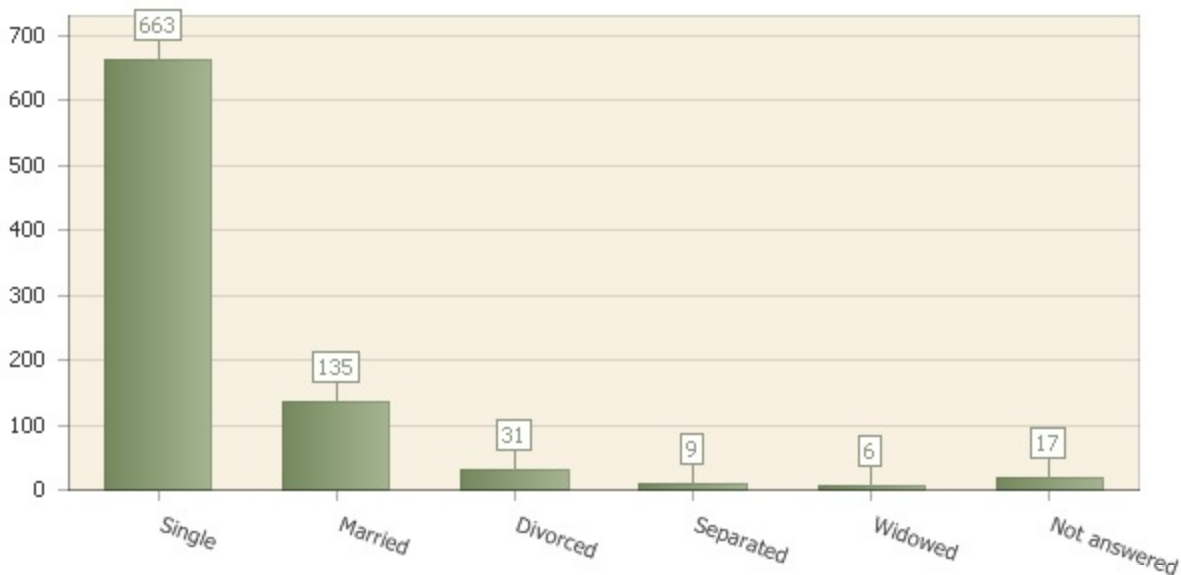
1.9. P2Q1

What is your marital status?

Question type: Multiple choice

Number of responses: 844

Number of respondents: 861



Answer	Count	Percent answer
Single	663	77.0%
Married	135	15.7%
Divorced	31	3.6%
Separated	9	1.0%
Widowed	6	0.7%
Not answered	17	2.0%

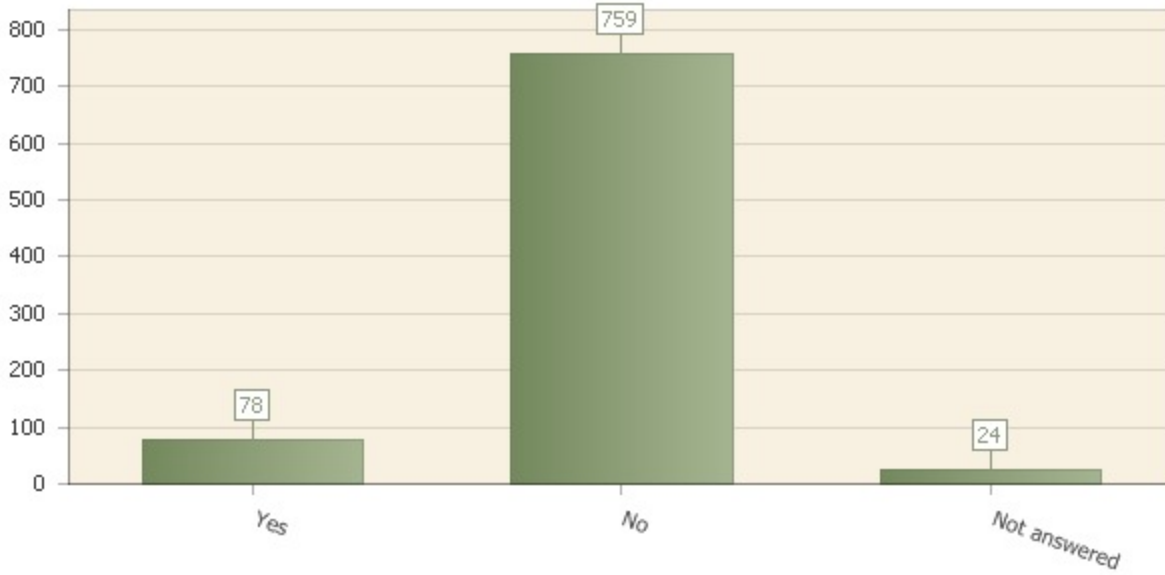
1.10. P2Q2

Are you a single parent with custody of one or more minor children?

Question type: Multiple choice

Number of responses: 837

Number of respondents: 861



Answer	Count	Percent answer
Yes	78	9.1%
No	759	88.2%
Not answered	24	2.8%

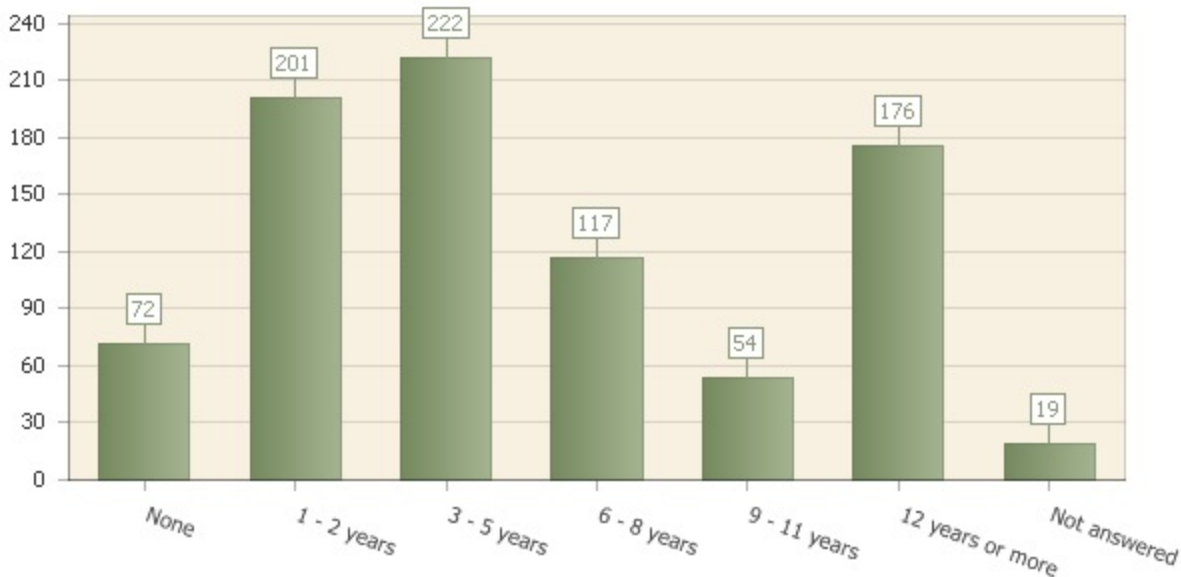
1.11. P2Q3

How many years of work experience do you have?

Question type: Multiple choice

Number of responses: 842

Number of respondents: 861



Answer	Count	Percent answer
None	72	8.4%
1 - 2 years	201	23.3%
3 - 5 years	222	25.8%
6 - 8 years	117	13.6%
9 - 11 years	54	6.3%
12 years or more	176	20.4%
Not answered	19	2.2%

1.12. P2Q4

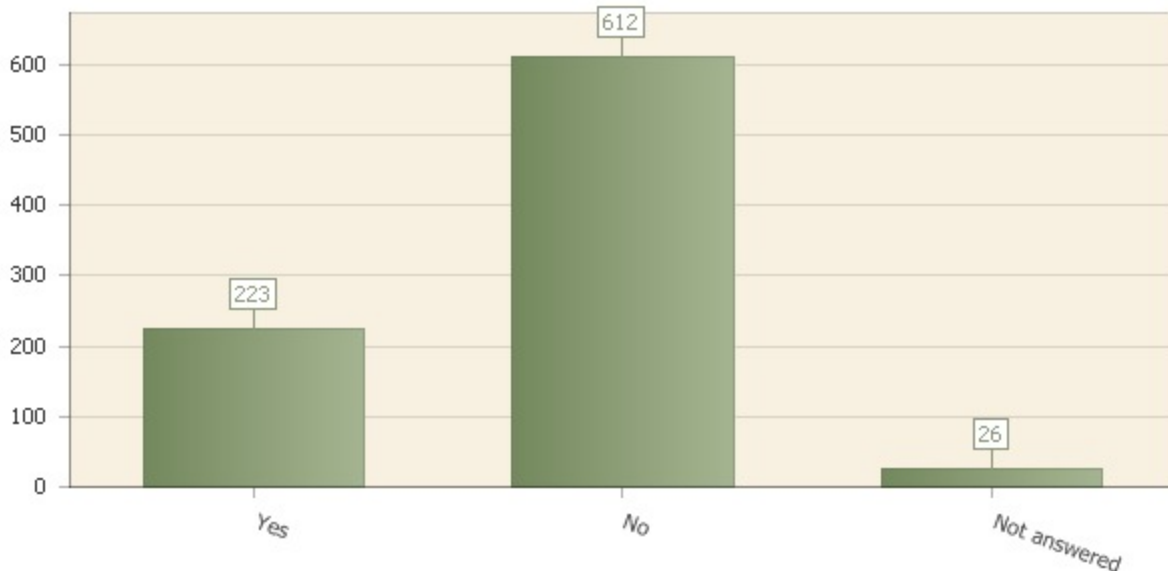
Please answer the following questions concerning employment:

Question type: Matrix & Multimatrix

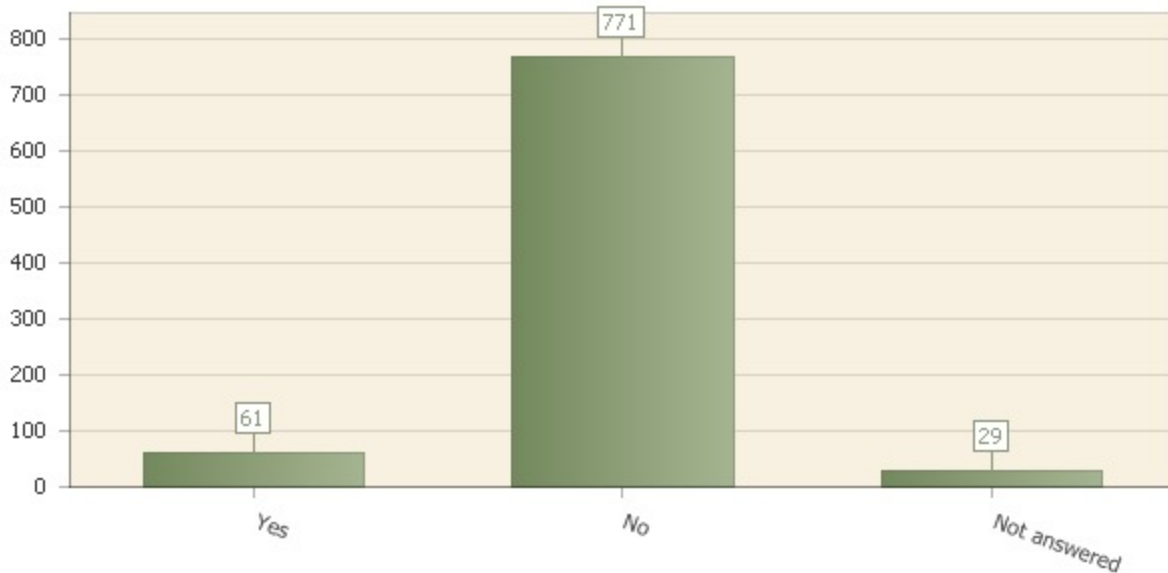
Number of responses: 838

Number of respondents: 861

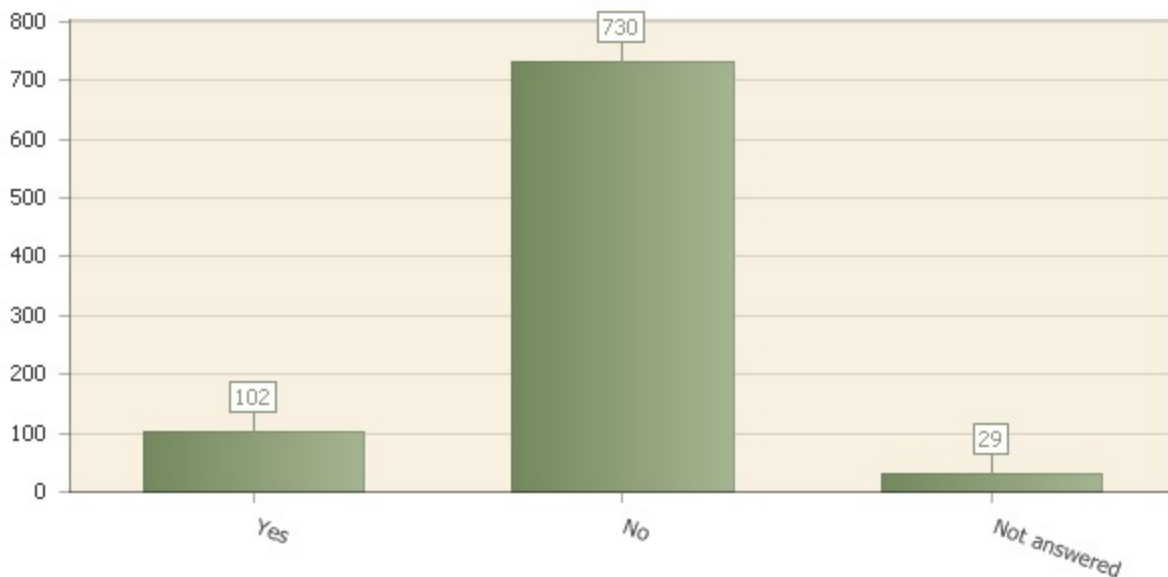
Have you spent more than one year outside of the job market in the last two years?



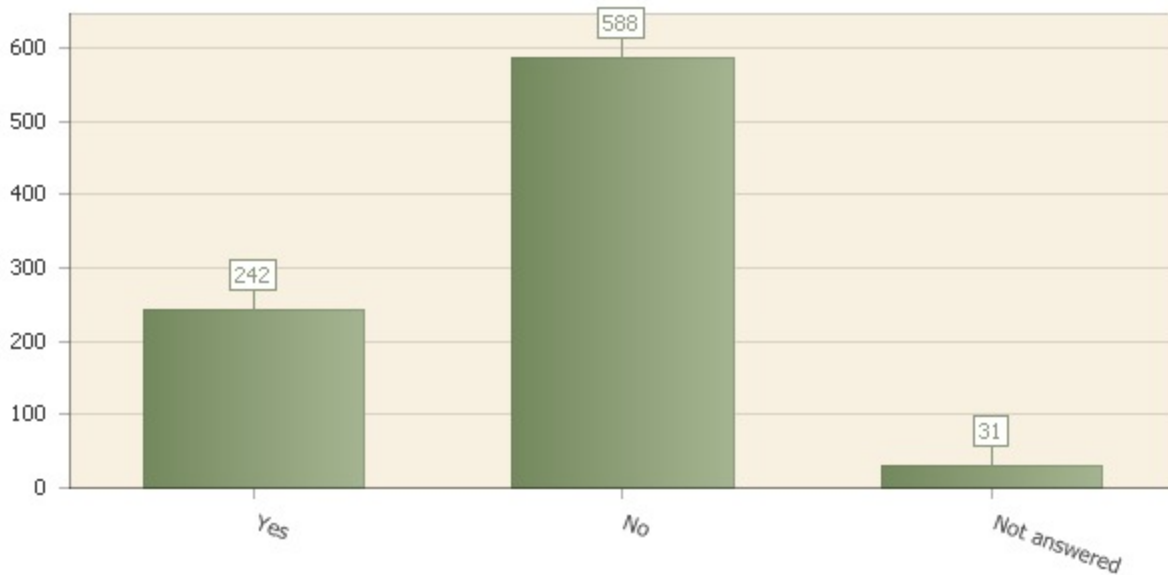
Have you been dependent on the public assistance of a relative (who is no longer able to support you)?



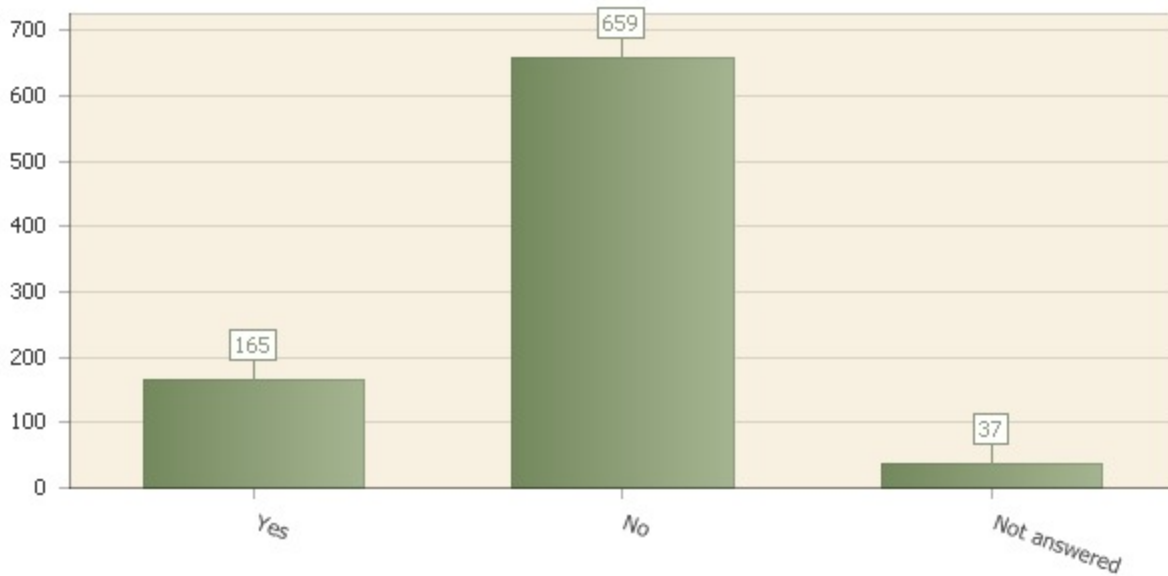
Have you been dependent on the income of a relative (who is no longer able to support you)?



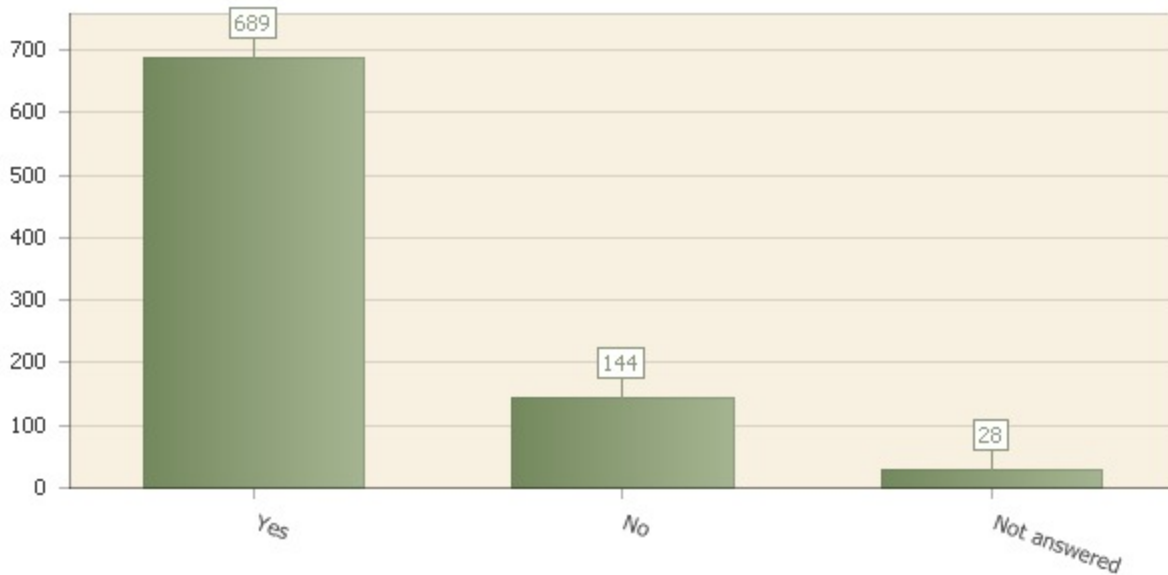
Are you unemployed?



Are you underemployed (working at a job/position that is less than your training or past employment level)?



Are you attending college to develop job skills?



Matrix row	Not answered	Yes	No
Have you spent more than one year outside of the job market in the last two years?	26 (3.0%)	223 (25.9%)	612 (71.1%)
Have you been dependent on the public assistance of a relative (who is no longer able to support you)?	29 (3.4%)	61 (7.1%)	771 (89.5%)
Have you been dependent on the income of a relative (who is no longer able to support you)?	29 (3.4%)	102 (11.8%)	730 (84.8%)
Are you unemployed?	31 (3.6%)	242 (28.1%)	588 (68.3%)
Are you underemployed (working at a job/position that is less than your training or past employment level)?	37 (4.3%)	165 (19.2%)	659 (76.5%)
Are you attending college to develop job skills?	28 (3.3%)	689 (80.0%)	144 (16.7%)

1.13. P2Q5

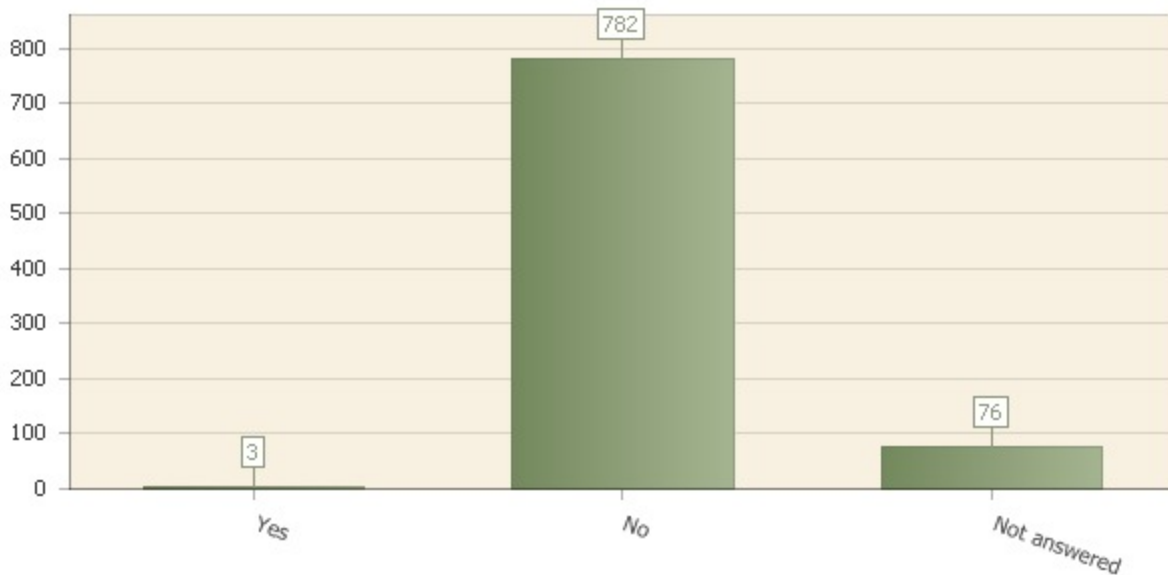
Are you currently receiving economic assistance from any of the following?

Question type: Matrix & Multimatrix

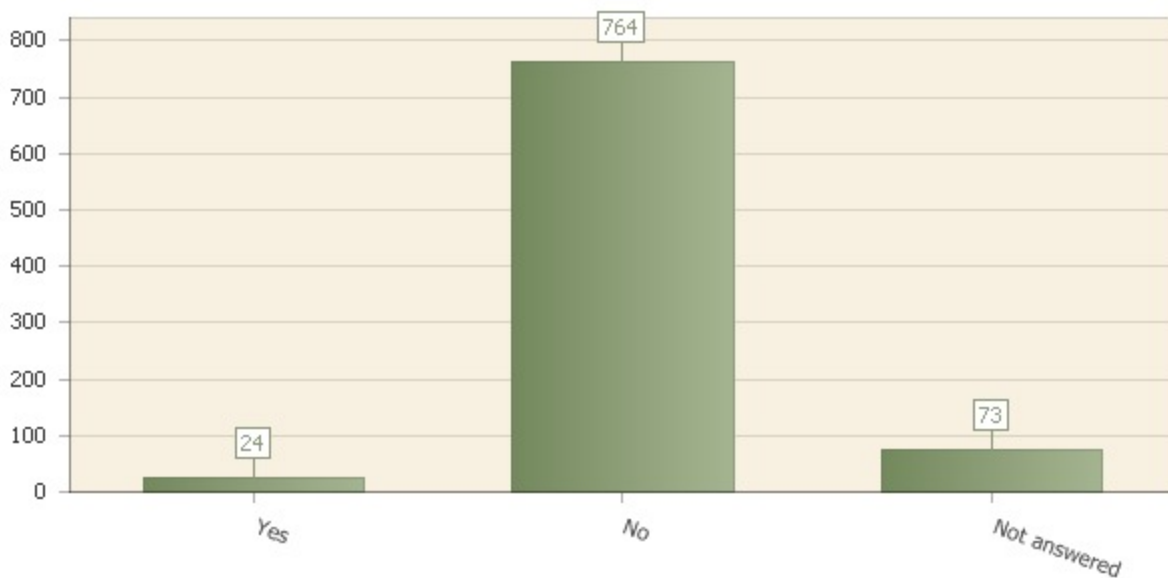
Number of responses: 828

Number of respondents: 861

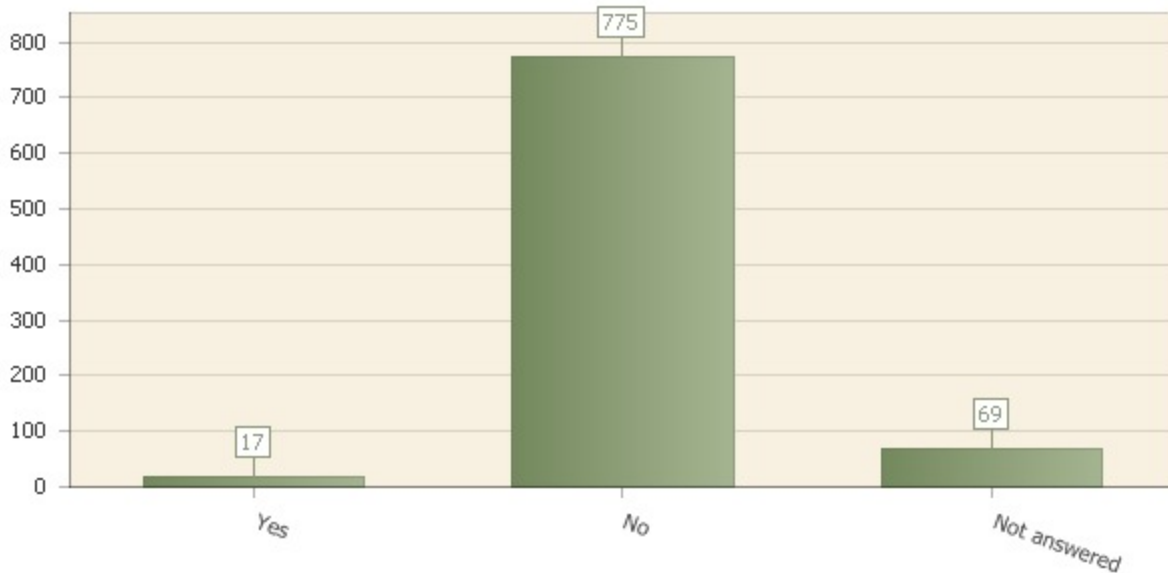
Workforce Investment Act



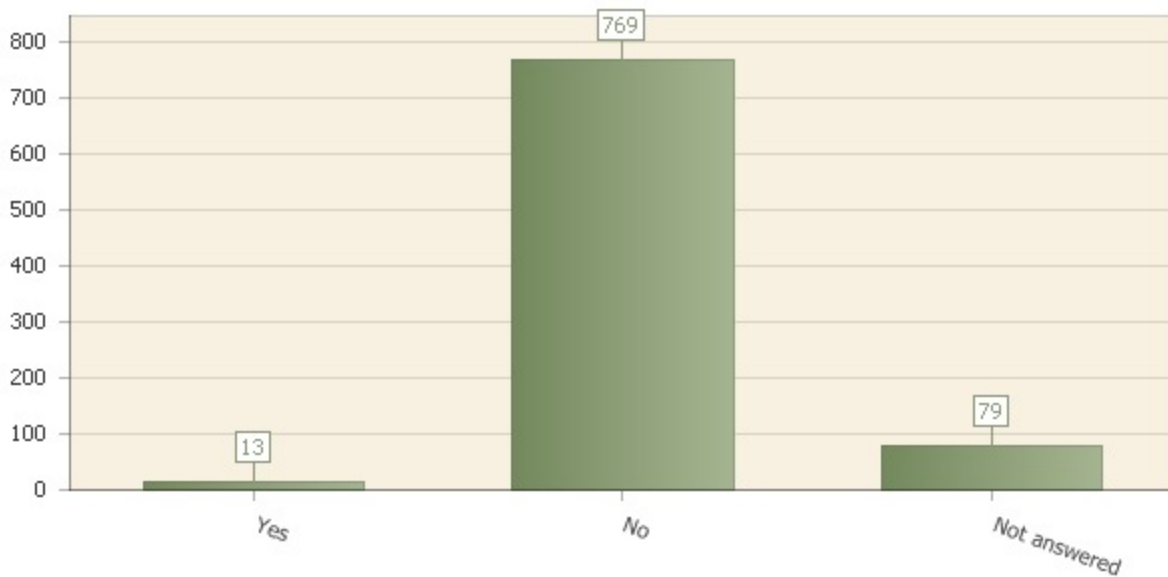
TANF/CalWORKS



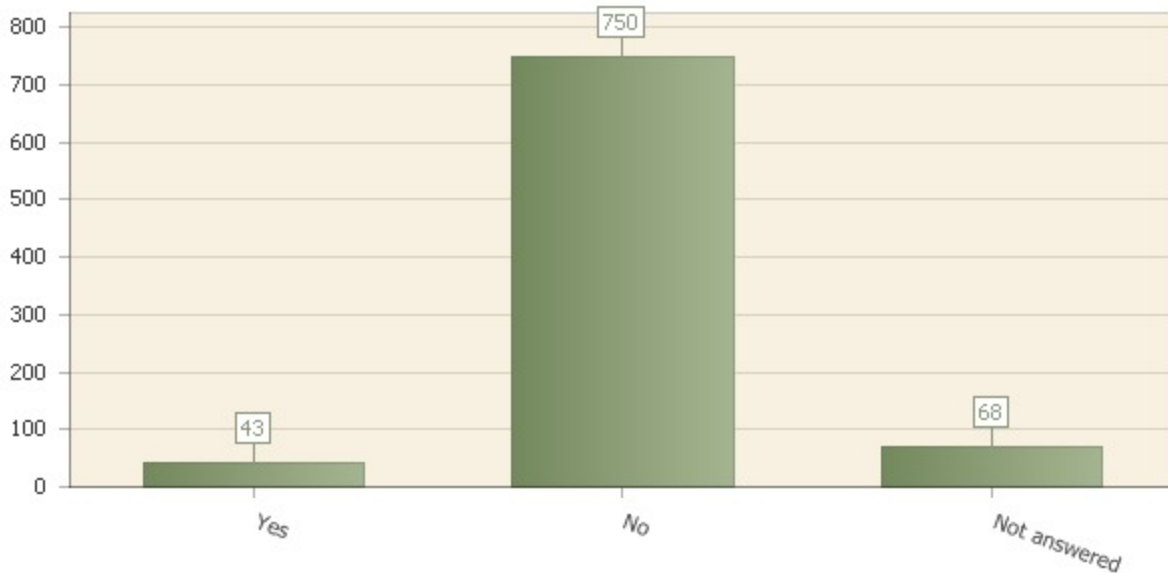
Supplemental Security Income (SSI)



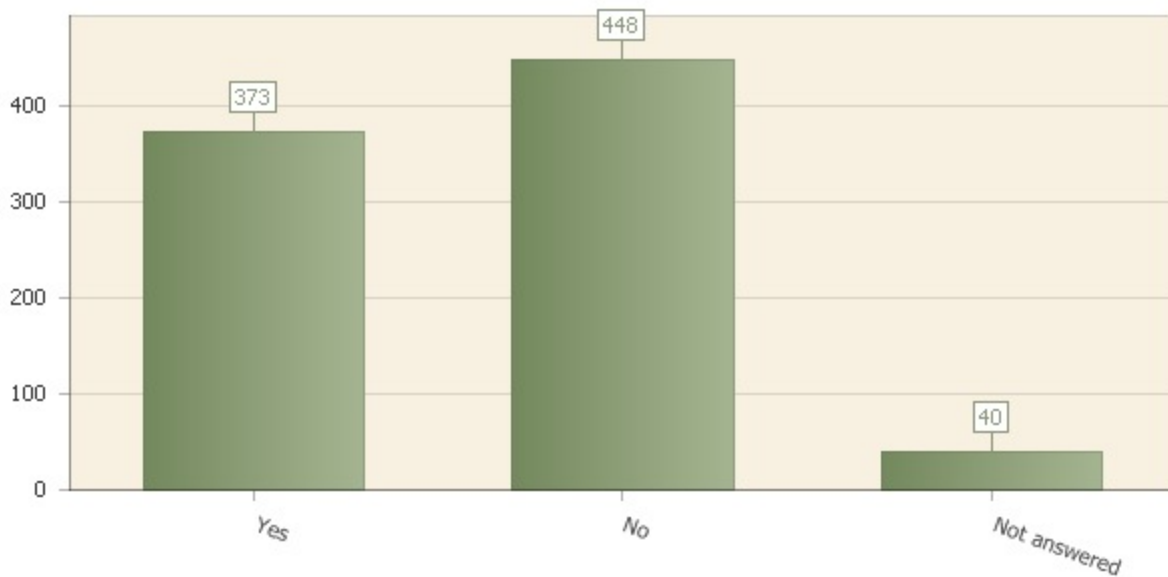
General Assitance (GA)



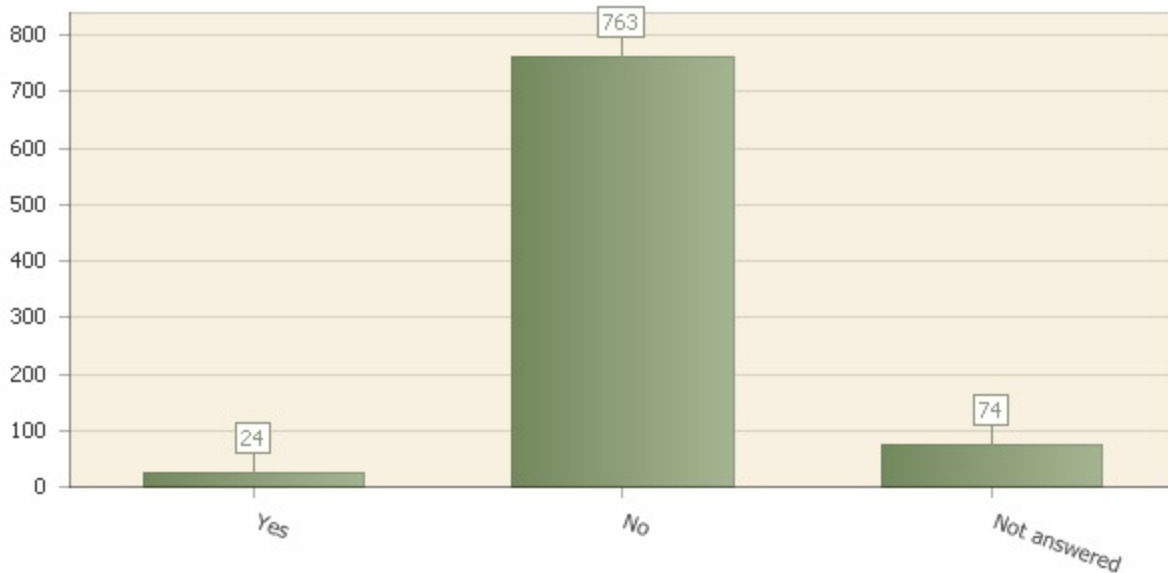
Extended Opportunity Program & Services (EOPS)



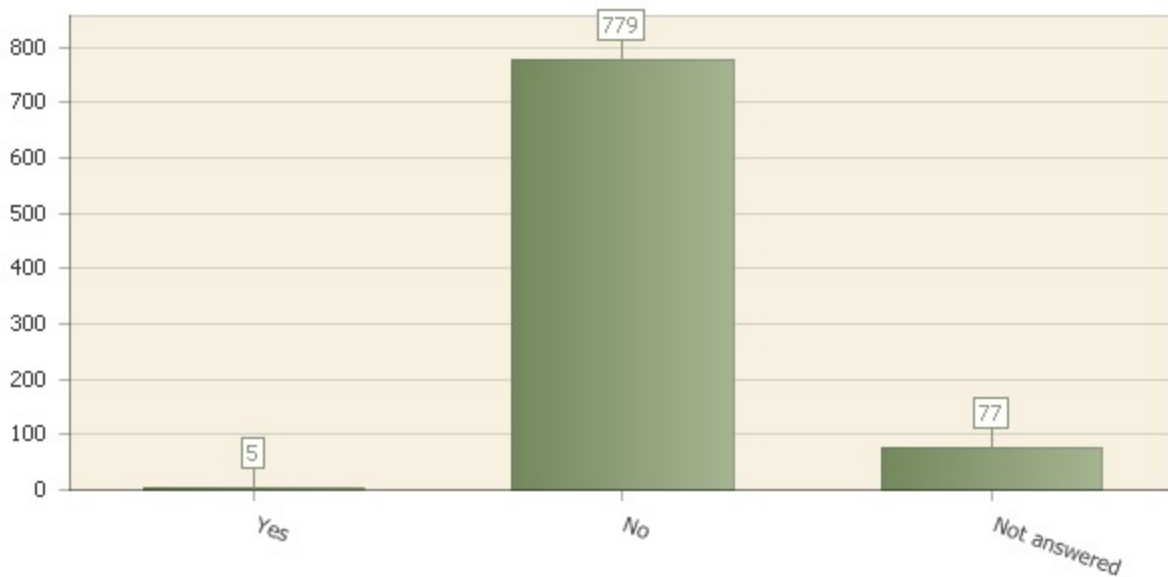
Financial Aid (Pell Grant, BOGG or other)



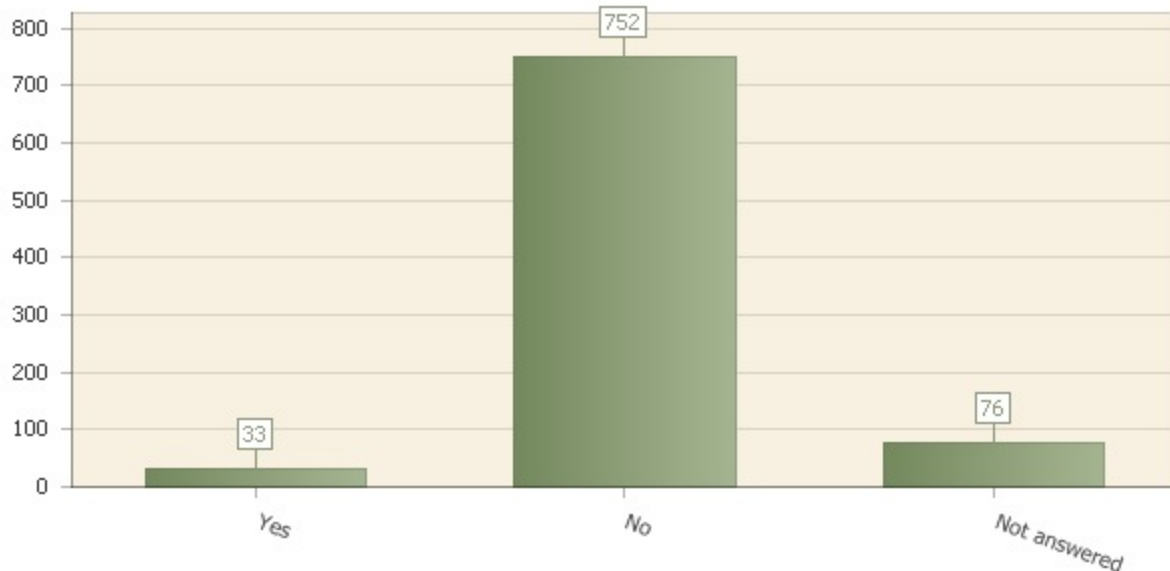
Section 8 Housing Assistance



Department of Rehabilitation



Other froms of economic public assistance



Matrix row	Not answered	Yes	No
Workforce Investment Act	76 (8.8%)	3 (0.3%)	782 (90.8%)
TANF/CalWORKS	73 (8.5%)	24 (2.8%)	764 (88.7%)
Supplemental Security Income (SSI)	69 (8.0%)	17 (2.0%)	775 (90.0%)
General Assitance (GA)	79 (9.2%)	13 (1.5%)	769 (89.3%)
Extended Opportunity Program & Services (EOPS)	68 (7.9%)	43 (5.0%)	750 (87.1%)
Financial Aid (Pell Grant, BOGG or other)	40 (4.6%)	373 (43.3%)	448 (52.0%)
Section 8 Housing Assistance	74 (8.6%)	24 (2.8%)	763 (88.6%)
Department of Rehabilitation	77 (8.9%)	5 (0.6%)	779 (90.5%)
Other froms of economic public assistance	76 (8.8%)	33 (3.8%)	752 (87.3%)

Comments

Date	Respondent	Answer
10/22/2013	Anonymous	WIC
10/22/2013	Anonymous	Second Harvest Food Bank
10/22/2013	Anonymous	WIC
10/22/2013	Anonymous	food stamps
10/22/2013	Anonymous	food stamp

10/23/2013	Anonymous	Sparkpoint Center for food pantry and in affiliation with Trio and EOPS.
10/24/2013	Anonymous	calfresh
10/24/2013	Anonymous	911 GI bill.
10/24/2013	Anonymous	CalVet
10/24/2013	Anonymous	I was receiving unemployment insurance benefits until August 24, 2013. It stopped and I do not know why. I have left several email messages on the EDD website and have not heard back. I work part-time 12 hours a week.
10/24/2013	Anonymous	ssdi
10/24/2013	Anonymous	unemployment
10/24/2013	Anonymous	WIC, Food Stamps, Medical
10/24/2013	Anonymous	employment benefit
10/25/2013	Anonymous	I received a housing scholarship from the Bridges program.
10/25/2013	Anonymous	GI Bill
10/25/2013	Anonymous	I have received a scholarship for housing from the Bridges program.
10/25/2013	Anonymous	veteran benefits
10/25/2013	Anonymous	Cal-Fresh (food stamps)
10/26/2013	Anonymous	I received a housing scholarship from the Bridges program. We have been living in a shelter (shelter network) since the beginning of May 2013.
10/26/2013	Anonymous	Workman's Comp
10/28/2013	Anonymous	n/a
10/31/2013	Anonymous	Food Pantry, WIC, Cashaid, Foodstamps
10/31/2013	Anonymous	Unemployment Benefits
11/1/2013	Anonymous	Foodstamps
11/1/2013	Anonymous	School Meal discount/free Program for my daughter
11/1/2013	Anonymous	EBT
11/6/2013	Anonymous	I was awarded a housing scholarship from Invision Shelter Network. They will pay our monthly rent for 12 months because I am in school earning a degree.
11/14/2013	Anonymous	CALFRESH
11/15/2013	Anonymous	SF COUNTY
11/15/2013	Anonymous	CALFRESH
11/18/2013	Anonymous	work study
11/20/2013	Anonymous	food pantry

11/21/2013	Anonymous	Food stamps
11/21/2013	Anonymous	Financial aid
11/21/2013	Anonymous	WIC, medical, SNAP/Calfresh & Sparkpoint at Skyline College
11/21/2013	Anonymous	N/A

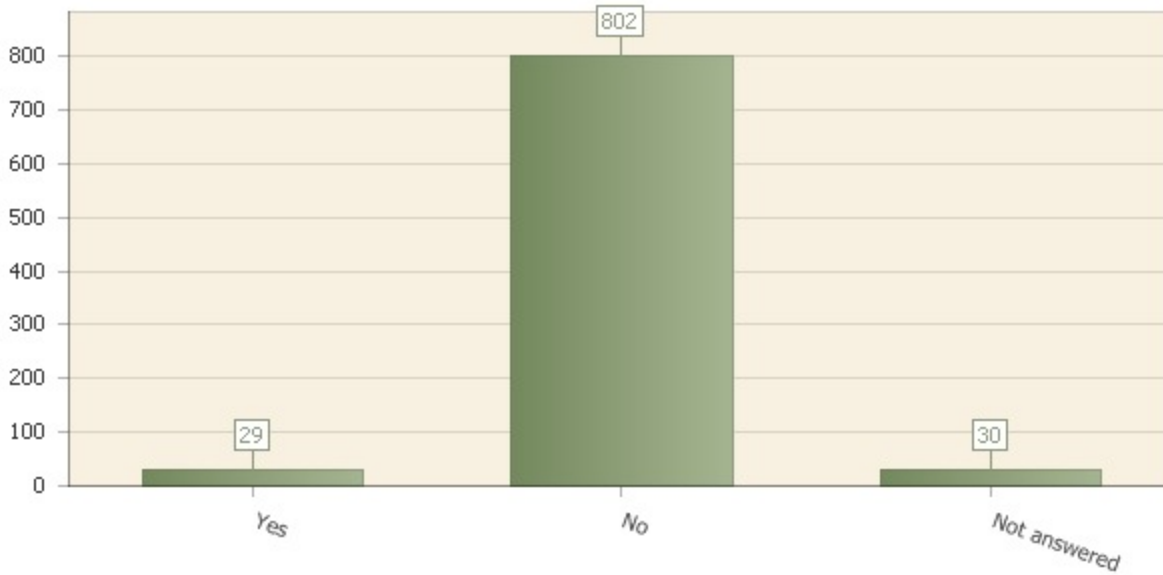
1.14. P3Q1

Are you currently receiving assistance from Disabled Students Programs & Services (DSPS) program on campus?

Question type: Multiple choice

Number of responses: 831

Number of respondents: 861



Answer	Count	Percent answer
Yes	29	3.4%
No	802	93.1%
Not answered	30	3.5%

1.15. P3Q2

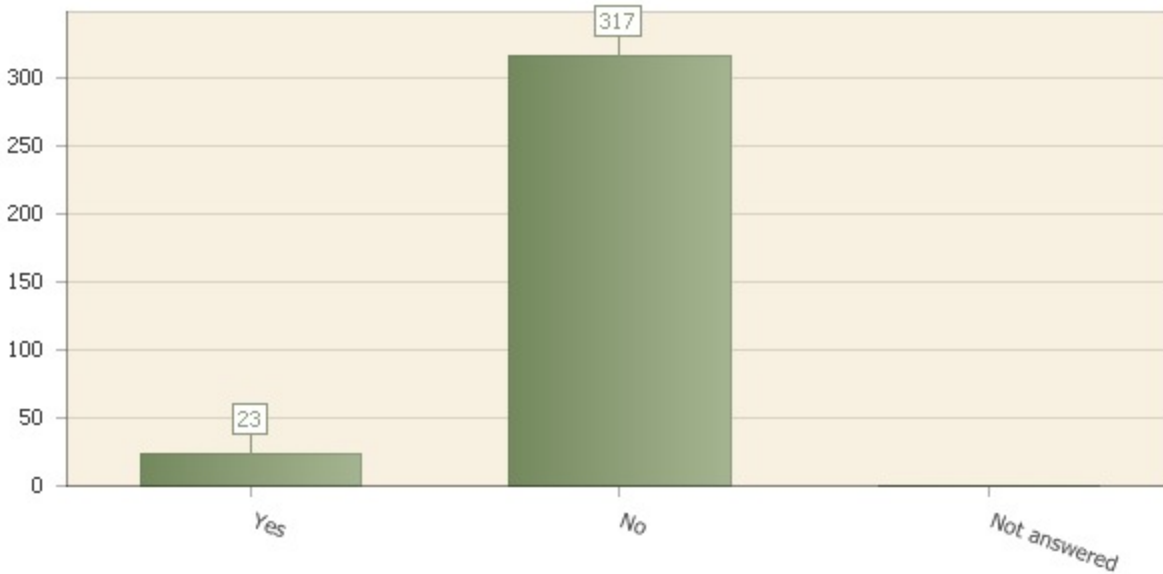
If you're answer to Q1 is no, do you require assistance from Disabled Students Programs & Services (DSPS)?

Question type: Multiple choice

Number of responses: 789

Number of 'not applicable': 449

Number of respondents: 861



Answer	Count	Percent answer
Yes	23	5.6%
No	317	76.9%
Not answered	0	0%

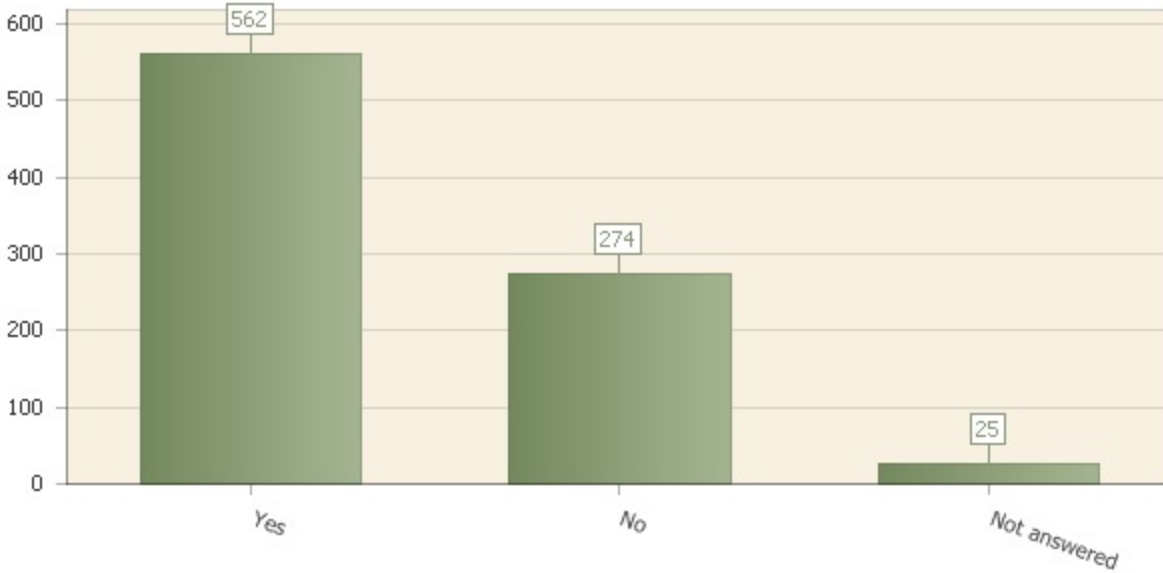
1.16. P3Q3

Is English your first language?

Question type: Multiple choice

Number of responses: 836

Number of respondents: 861



Answer	Count	Percent answer
Yes	562	65.3%
No	274	31.8%
Not answered	25	2.9%

1.17. P3Q4

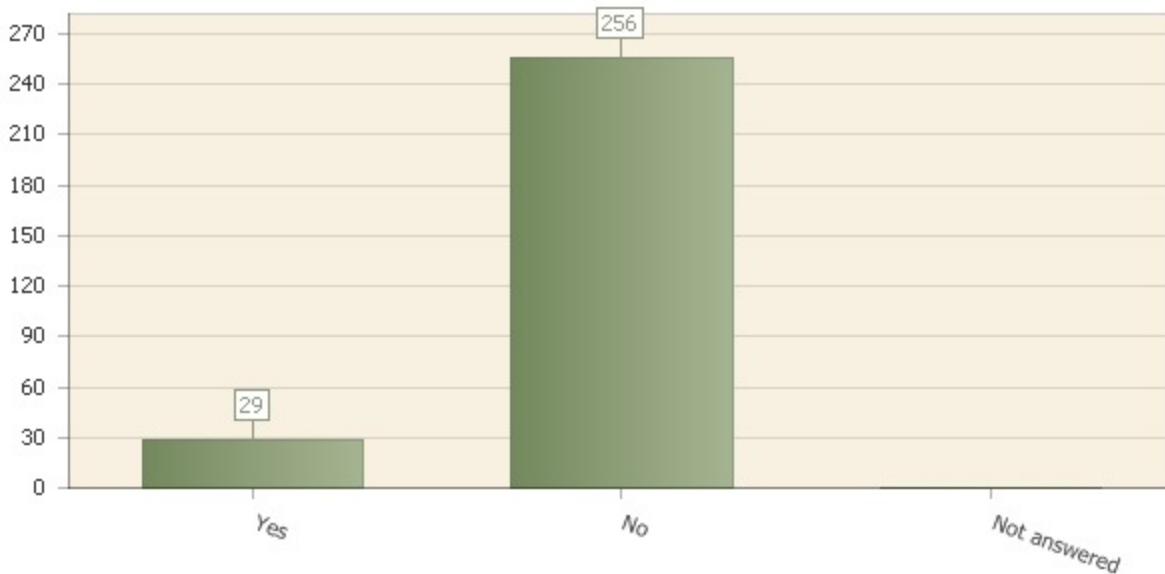
If your answer to Q3 is no, are you receiving assistance in English?

Question type: Multiple choice

Number of responses: 765

Number of 'not applicable': 480

Number of respondents: 861



Answer	Count	Percent answer
Yes	29	7.6%
No	256	67.2%
Not answered	0	0%

1.18. P3Q5

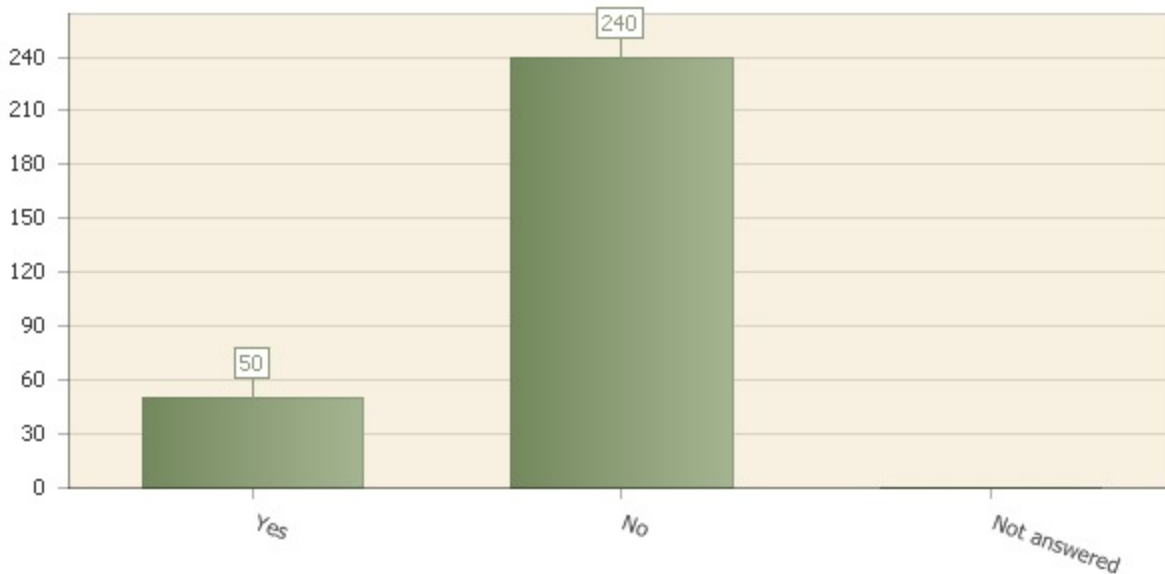
If your answer to Q4 is no, would you like to receive assistance in English?

Question type: Multiple choice

Number of responses: 764

Number of 'not applicable': 474

Number of respondents: 861



Answer	Count	Percent answer
Yes	50	12.9%
No	240	62.0%
Not answered	0	0%

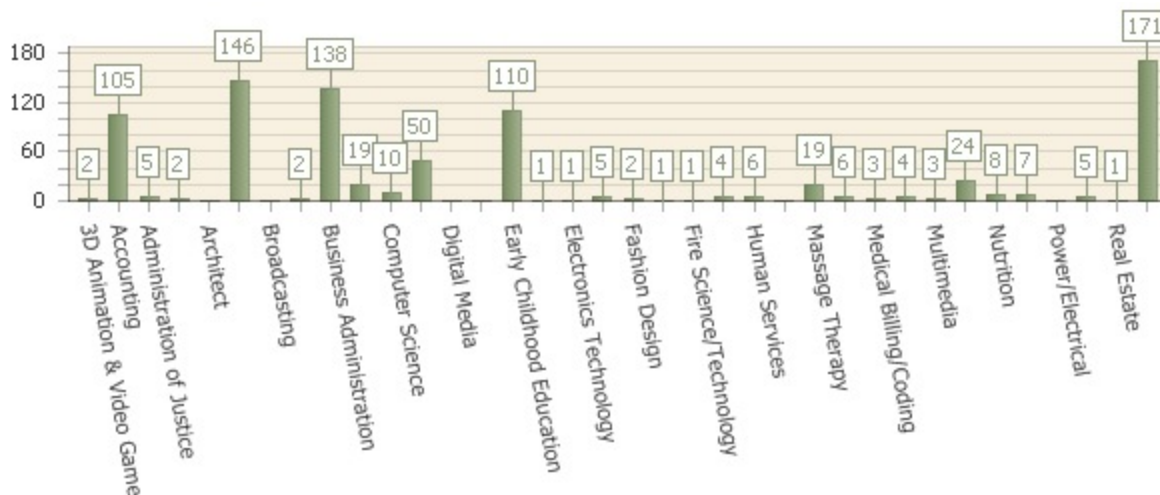
1.19. P4Q1

What is the career technical education (vocational) program in which you are enrolled?

Question type: Multiple choice

Number of responses: 690

Number of respondents: 861



Answer	Count	Percent answer
3D Animation & Video Game	2	0.2%
Accounting	105	12.2%
Administration of Justice	5	0.6%
Administrative	2	0.2%
Architect	0	0%
Automotive	146	17.0%
Broadcasting	0	0%
Building Technology	2	0.2%
Business Administration	138	16.0%
Computer Business Office Technology	19	2.2%
Computer Science	10	1.2%
Cosmetology	50	5.8%
Digital Media	0	0%
Drafting	0	0%

Early Childhood Education	110	12.8%
Electrical Power	1	0.1%
Electronics Technology	1	0.1%
Engineering	5	0.6%
Fashion Design	2	0.2%
Fashion Merchandising	1	0.1%
Fire Science/Technology	1	0.1%
Fitness Professional	4	0.5%
Human Services	6	0.7%
Interior Design	0	0%
Massage Therapy	19	2.2%
Medical Administrative Assistant	6	0.7%
Medical Billing/Coding	3	0.3%
Medical Assisting	4	0.5%
Multimedia	3	0.3%
Nursing	24	2.8%
Nutrition	8	0.9%
Paralegal	7	0.8%
Power/Electrical	0	0%
Radiologic Technology	5	0.6%
Real Estate	1	0.1%
Not answered	171	19.9%

1.20. P4Q2

If you are enrolled in another program, please specify it here:

Question type: Open ended

Number of responses: 120

Number of respondents: 861

Not answered: 741

Date	Respondent	Answer
10/22/2013	Anonymous	Transfer Program
10/22/2013	Anonymous	journalism major
10/22/2013	Anonymous	Hospitality Management
10/22/2013	Anonymous	n/a
10/22/2013	Anonymous	none
10/22/2013	Anonymous	Computer Science
10/22/2013	Anonymous	Medical Transcriptionist
10/22/2013	Anonymous	ESOL
10/23/2013	Anonymous	Physiology
10/23/2013	Anonymous	undeclared
10/23/2013	Anonymous	Pre-Nursing
10/23/2013	Anonymous	Network Engineering and CIS: Application Development
10/23/2013	Anonymous	Psychology
10/23/2013	Anonymous	Undecided
10/23/2013	Anonymous	None
10/24/2013	Anonymous	Not Sure
10/24/2013	Anonymous	Allied Health
10/24/2013	Anonymous	Just finished Medical Billing & Coding
10/24/2013	Anonymous	N/A
10/24/2013	Anonymous	Medical Billing and coding
10/24/2013	Anonymous	An Accounting Class
10/24/2013	Anonymous	media
10/24/2013	Anonymous	Accounting
10/24/2013	Anonymous	medical office assistant

10/24/2013	Anonymous	Office Assistant Certificate
10/24/2013	Anonymous	lawyer's assistance
10/24/2013	Anonymous	AA- General
10/24/2013	Anonymous	GENERAL EDUCATION
10/24/2013	Anonymous	TRANSFER
10/24/2013	Anonymous	GENERAL EDUCATION; MATHEMATICS
10/24/2013	Anonymous	International Business
10/24/2013	Anonymous	Accounting
10/24/2013	Anonymous	Accounting
10/24/2013	Anonymous	Trio, Phi Theta Kappa
10/24/2013	Anonymous	International Logistics
10/24/2013	Anonymous	undeclared
10/25/2013	Anonymous	Medical Transcription
10/25/2013	Anonymous	none
10/25/2013	Anonymous	social entrepreneurship
10/25/2013	Anonymous	no
10/25/2013	Anonymous	concurrent enrollment
10/25/2013	Anonymous	Bible School - ATAIC
10/25/2013	Anonymous	Cooperative Education
10/25/2013	Anonymous	just taking classes
10/25/2013	Anonymous	Network Engineering
10/26/2013	Anonymous	None
10/26/2013	Anonymous	Social & Behavioral Sciences
10/26/2013	Anonymous	automotive program
10/27/2013	Anonymous	Taking Prereqs for Nursing
10/27/2013	Anonymous	undecided
10/27/2013	Anonymous	Undeclared
10/27/2013	Anonymous	N/A
10/28/2013	Anonymous	logistics
10/28/2013	Anonymous	mortuary program

10/28/2013	Anonymous	n/a
10/28/2013	Anonymous	n/a
10/28/2013	Anonymous	Medical Transcription
10/29/2013	Anonymous	EOP
10/29/2013	Anonymous	n/a
10/29/2013	Anonymous	NO.
10/30/2013	Anonymous	health science
10/31/2013	Anonymous	Associate Degree
10/31/2013	Anonymous	Family Consumer Science
10/31/2013	Anonymous	Child Development
10/31/2013	Anonymous	Child Development
10/31/2013	Anonymous	Psychology/Kinesiology
10/31/2013	Anonymous	CPMC Externship
10/31/2013	Anonymous	none
11/1/2013	Anonymous	International Trade
11/1/2013	Anonymous	N/A
11/1/2013	Anonymous	Marketing
11/1/2013	Anonymous	MOrtuary Sciences
11/2/2013	Anonymous	-
11/2/2013	Anonymous	Music
11/4/2013	Anonymous	Energy Systems Management Technology
11/4/2013	Anonymous	Business Management
11/5/2013	Anonymous	Kinesiology
11/6/2013	Anonymous	undecided, waiting for Holistic Health
11/6/2013	Anonymous	ECE
11/7/2013	Anonymous	None
11/8/2013	Anonymous	Brake & Suspension Course
11/8/2013	Anonymous	CHILD DEVELOPMENT
11/8/2013	Anonymous	takeing prerequisites to apply to a masters nursing program
11/12/2013	Anonymous	Accounting
11/13/2013	Anonymous	natural science

11/13/2013	Anonymous	Preschool Teacher
11/14/2013	Anonymous	COSMETOLOGY
11/14/2013	Anonymous	WELLNESS
11/14/2013	Anonymous	WELLNESS PROGRAM
11/14/2013	Anonymous	Criminal Justice
11/14/2013	Anonymous	Economics
11/14/2013	Anonymous	Economics
11/15/2013	Anonymous	AS in ECE
11/15/2013	Anonymous	Career advancement academy (CAA)
11/15/2013	Anonymous	PATH SFSU
11/15/2013	Anonymous	ALLIED HEALTH
11/15/2013	Anonymous	ALLIED HEALTH
11/15/2013	Anonymous	ALLIED HEALTH
11/15/2013	Anonymous	ALLIED HEALTH
11/15/2013	Anonymous	ALLIED HEALTH PROGRAM
11/15/2013	Anonymous	ALLIED HEALTH
11/15/2013	Anonymous	ALLIED HEALTH
11/15/2013	Anonymous	CAA
11/15/2013	Anonymous	ALLIED HEALTH
11/15/2013	Anonymous	ALLIED HEALTH, TRIO
11/18/2013	Anonymous	CAA skyline automitive program
11/18/2013	Anonymous	nursing
11/18/2013	Anonymous	allied health
11/18/2013	Anonymous	Allied health
11/18/2013	Anonymous	psychology/communications
11/20/2013	Anonymous	social and behavioral science
11/21/2013	Anonymous	Undecided
11/21/2013	Anonymous	Allied Health / Nursing
11/21/2013	Anonymous	CAA
11/21/2013	Anonymous	No

11/21/2013	Anonymous	Early Childhood education
11/21/2013	Anonymous	NA
11/21/2013	Anonymous	N/A
11/21/2013	Anonymous	No
11/21/2013	Anonymous	Auto Mechanics

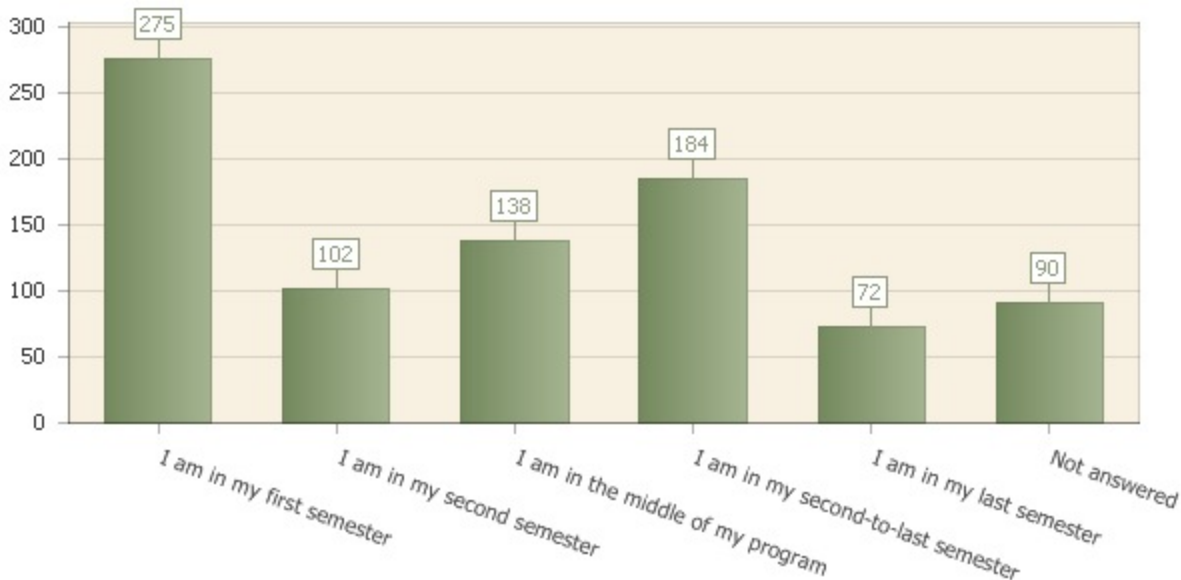
1.21. P4Q3

How far along are you in your program?

Question type: Multiple choice

Number of responses: 771

Number of respondents: 861



Answer	Count	Percent answer
I am in my first semester	275	31.9%
I am in my second semester	102	11.8%
I am in the middle of my program	138	16.0%
I am in my second-to-last semester	184	21.4%
I am in my last semester	72	8.4%
Not answered	90	10.5%

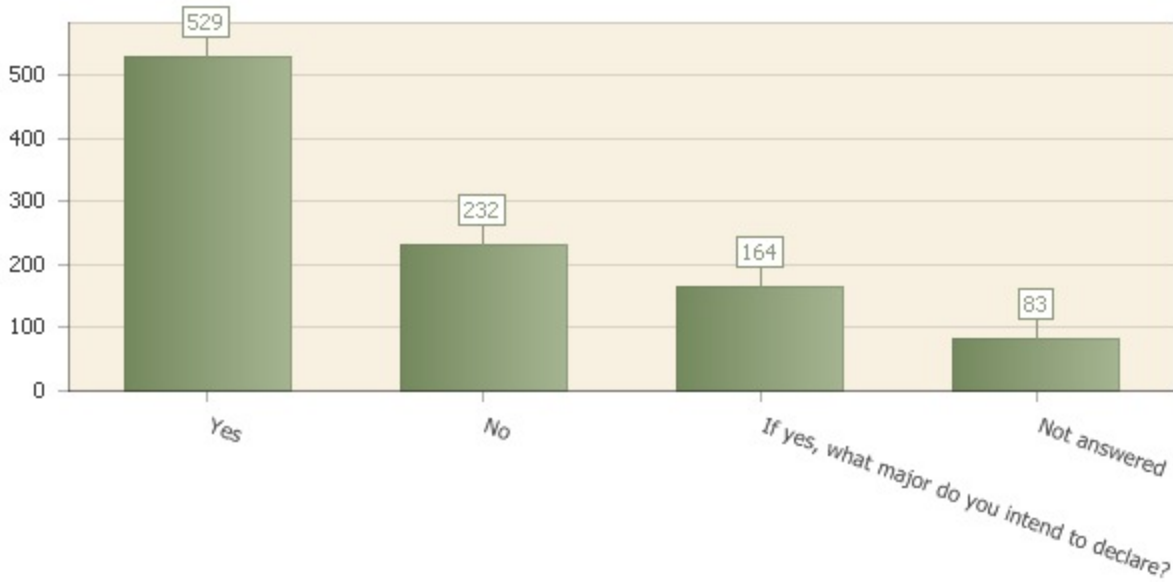
1.22. P4Q4

Do you intend to declare a major within this program?

Question type: Multiple choice

Number of responses: 778

Number of respondents: 861



Answer	Count	Percent answer
Yes	529	61.4%
No	232	26.9%
If yes, what major do you intend to declare?	164	19.0%
Not answered	83	9.6%

Textual answers

Date	Respondent	Answer
10/22/2013	Anonymous	Multimedia technician
10/22/2013	Anonymous	Accounting
10/22/2013	Anonymous	journalism
10/22/2013	Anonymous	Marketing
10/22/2013	Anonymous	accounting
10/22/2013	Anonymous	MBA
10/22/2013	Anonymous	Management Information System
10/22/2013	Anonymous	International Business

10/22/2013	Anonymous	Business Administration majoring on accounting
10/22/2013	Anonymous	Finance
10/22/2013	Anonymous	Automotive technician
10/22/2013	Anonymous	management
10/22/2013	Anonymous	Auto tech
10/22/2013	Anonymous	ASE certified
10/22/2013	Anonymous	Management
10/22/2013	Anonymous	Accounting/ Computer
10/22/2013	Anonymous	Health Information Technology
10/22/2013	Anonymous	Office systems specialist
10/22/2013	Anonymous	Englis language
10/22/2013	Anonymous	accounting
10/22/2013	Anonymous	accounting
10/23/2013	Anonymous	Business Administration emphasized in Finance
10/23/2013	Anonymous	Investigation
10/23/2013	Anonymous	nursing
10/23/2013	Anonymous	Registered Nurse
10/23/2013	Anonymous	Kinesiollogy
10/23/2013	Anonymous	Psychology
10/23/2013	Anonymous	Nutrition
10/23/2013	Anonymous	Automotive Technician
10/24/2013	Anonymous	a.s. respiratory therapy
10/24/2013	Anonymous	AA WITH TRANSFER TO CSU
10/24/2013	Anonymous	Network Engineer
10/24/2013	Anonymous	Business
10/24/2013	Anonymous	Business Administration/Management
10/24/2013	Anonymous	Accounting
10/24/2013	Anonymous	Business Computer Management and Accounting
10/24/2013	Anonymous	AA in socal and behavioral science
10/24/2013	Anonymous	Nursing
10/24/2013	Anonymous	Auto Tech

10/24/2013	Anonymous	Accounting
10/24/2013	Anonymous	AUTO TECH
10/24/2013	Anonymous	ENGINEERING
10/24/2013	Anonymous	AS DEGREE
10/24/2013	Anonymous	ACCOUNTING
10/24/2013	Anonymous	Customs Broker, Freight Forwarder
10/24/2013	Anonymous	Early Child Education
10/24/2013	Anonymous	Accounting
10/24/2013	Anonymous	Business Administration
10/24/2013	Anonymous	Associates in Business Administration
10/24/2013	Anonymous	Business Administration Specialization in Entrepreneurship
10/24/2013	Anonymous	Information Systems
10/24/2013	Anonymous	accounting
10/24/2013	Anonymous	Health HR manager
10/24/2013	Anonymous	Business management
10/24/2013	Anonymous	Business Management
10/24/2013	Anonymous	business
10/24/2013	Anonymous	Accounting
10/24/2013	Anonymous	AST Business Administration
10/25/2013	Anonymous	AS Automotive Technology
10/25/2013	Anonymous	Psychology
10/25/2013	Anonymous	AS in Automotive Technology
10/25/2013	Anonymous	Medical Transcription
10/25/2013	Anonymous	accounting
10/25/2013	Anonymous	entrepreneurship
10/25/2013	Anonymous	Accounting Major
10/25/2013	Anonymous	Accounting
10/25/2013	Anonymous	Automotive Technology
10/25/2013	Anonymous	CAOT
10/26/2013	Anonymous	AS in Automotive Technology

10/26/2013	Anonymous	Automotive major
10/26/2013	Anonymous	Business : International Trade
10/27/2013	Anonymous	Finance
10/27/2013	Anonymous	nursing
10/27/2013	Anonymous	Automotive Technology
10/28/2013	Anonymous	auto tech
10/28/2013	Anonymous	Automotive Technology
10/28/2013	Anonymous	business administration
10/28/2013	Anonymous	a master technition of automotive
10/28/2013	Anonymous	Medical Transcription and Medical Coding/Billing
10/28/2013	Anonymous	clinical nutrition
10/29/2013	Anonymous	Undecided
10/29/2013	Anonymous	Bussiness Administration
10/29/2013	Anonymous	auto tech
10/30/2013	Anonymous	health science
10/30/2013	Anonymous	Accounting
10/30/2013	Anonymous	Business
10/30/2013	Anonymous	Management
10/30/2013	Anonymous	3D Animation
10/30/2013	Anonymous	automotive technician
10/30/2013	Anonymous	Business
10/30/2013	Anonymous	auto tech
10/30/2013	Anonymous	automotive
10/30/2013	Anonymous	Automotive Technology
10/31/2013	Anonymous	AA in ECE
10/31/2013	Anonymous	ECE
10/31/2013	Anonymous	Major in Psychology, minor in ECE
10/31/2013	Anonymous	Child Development
10/31/2013	Anonymous	Psychology/Kinesiology
10/31/2013	Anonymous	Accounting
10/31/2013	Anonymous	Biochemistry

10/31/2013	Anonymous	ECE
10/31/2013	Anonymous	ECE
10/31/2013	Anonymous	Computer information systems
10/31/2013	Anonymous	BS in Accounting
10/31/2013	Anonymous	unsure
10/31/2013	Anonymous	Business administration
10/31/2013	Anonymous	Business Administration
11/1/2013	Anonymous	AS International Trade
11/1/2013	Anonymous	Business administration
11/1/2013	Anonymous	bus admin
11/1/2013	Anonymous	Marketing
11/2/2013	Anonymous	Accounting
11/2/2013	Anonymous	accounting
11/2/2013	Anonymous	Business
11/2/2013	Anonymous	Business Administration
11/2/2013	Anonymous	Accounting
11/3/2013	Anonymous	social worker
11/3/2013	Anonymous	business administration
11/4/2013	Anonymous	Accounting
11/4/2013	Anonymous	Marketing
11/4/2013	Anonymous	Accounting
11/5/2013	Anonymous	cosmetology
11/5/2013	Anonymous	science
11/5/2013	Anonymous	business
11/5/2013	Anonymous	COSMETOLOGIST
11/5/2013	Anonymous	cosmetology
11/5/2013	Anonymous	Accounting
11/5/2013	Anonymous	International Business
11/6/2013	Anonymous	when you offer Holistic Health
11/6/2013	Anonymous	Information Systems

11/6/2013	Anonymous	automotive tech
11/6/2013	Anonymous	AS in Automotive Technology
11/8/2013	Anonymous	A.S. in Automotive Technician
11/8/2013	Anonymous	Automotive Technology
11/8/2013	Anonymous	Accounting
11/8/2013	Anonymous	Automotive
11/8/2013	Anonymous	Automotive
11/8/2013	Anonymous	Automotive repair
11/12/2013	Anonymous	Accounting
11/12/2013	Anonymous	Office Systems Specailist
11/13/2013	Anonymous	natural science
11/13/2013	Anonymous	EARLY CHILDHOOD EDUCATION
11/13/2013	Anonymous	CERTIFICATE
11/13/2013	Anonymous	A.S. In ECE
11/13/2013	Anonymous	ECE
11/13/2013	Anonymous	Accounting Manager
11/14/2013	Anonymous	MASSAGE THERAPIST
11/14/2013	Anonymous	automotive technician
11/14/2013	Anonymous	Economics
11/15/2013	Anonymous	AS in ECE
11/15/2013	Anonymous	ECE
11/15/2013	Anonymous	BILLING AND CODING SPECIALIST
11/18/2013	Anonymous	ECE
11/18/2013	Anonymous	medical assistant
11/21/2013	Anonymous	Auto
11/21/2013	Anonymous	Business or Automotive Technology
11/21/2013	Anonymous	Automotive
11/21/2013	Anonymous	Early Childhood
11/21/2013	Anonymous	Early childhood education

1.23. P4Q5

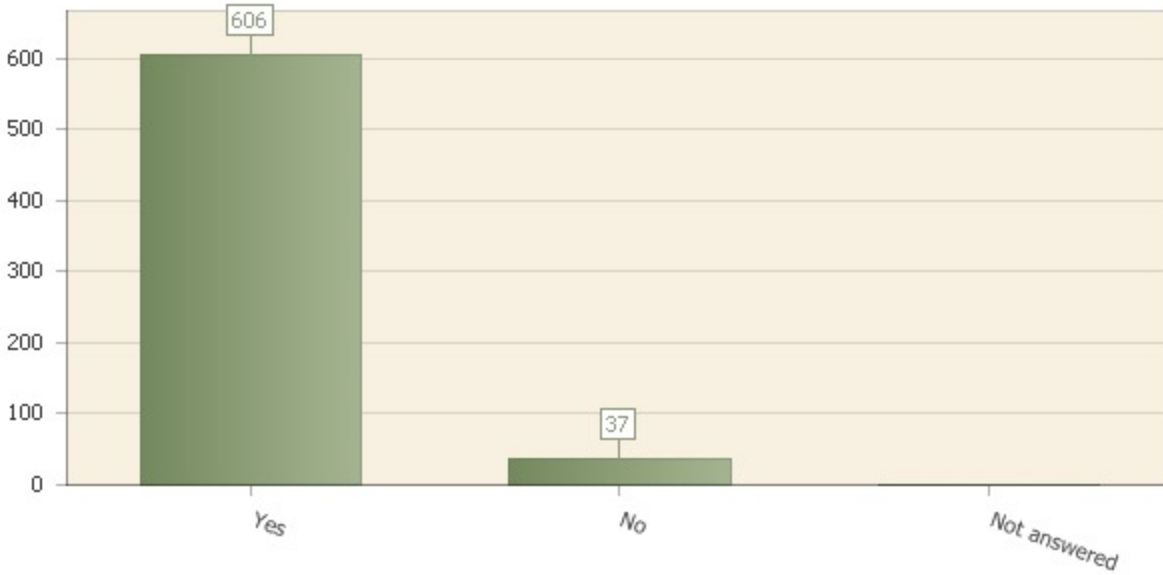
If you are declaring a major, do you plan to complete a degree or certificate?

Question type: Multiple choice

Number of responses: 781

Number of 'not applicable': 138

Number of respondents: 861



Answer	Count	Percent answer
Yes	606	83.8%
No	37	5.1%
Not answered	0	0%

1.24. P4Q6

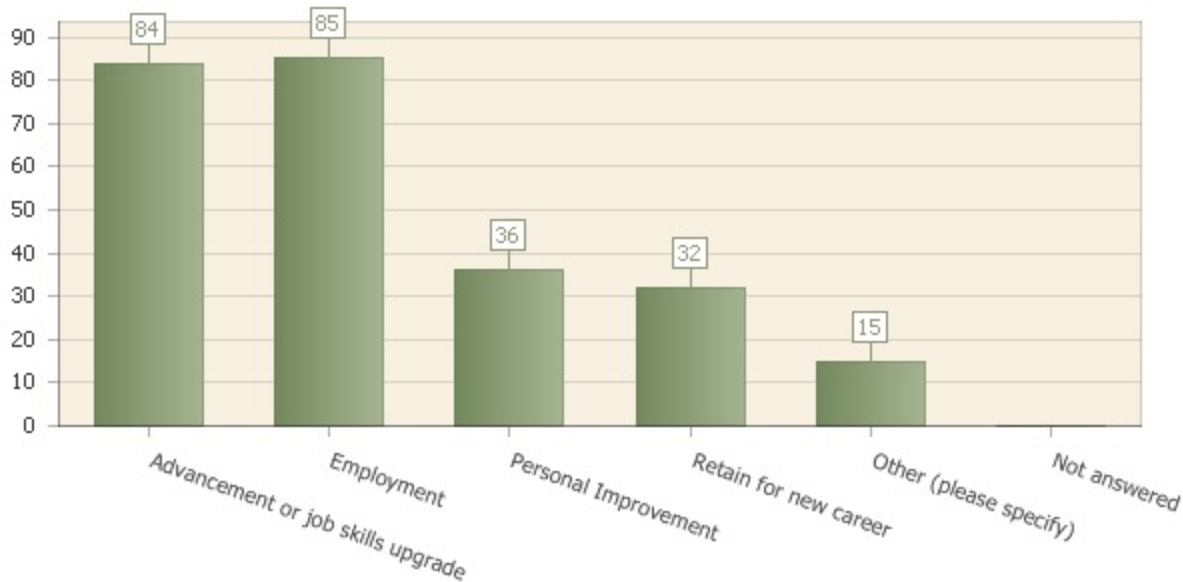
If you do not intend to complete a degree or certificate, please indicate your desired end result:

Question type: Multiple choice

Number of responses: 679

Number of 'not applicable': 427

Number of respondents: 861



Answer	Count	Percent answer
Advancement or job skills upgrade	84	19.4%
Employment	85	19.6%
Personal Improvement	36	8.3%
Retain for new career	32	7.4%
Other (please specify)	15	3.5%
Not answered	0	0%

Textual answers

Date	Respondent	Answer
10/22/2013	Anonymous	Pre-requesites for nursing program at USF
10/23/2013	Anonymous	Transfer
10/23/2013	Anonymous	Transfer to UC
10/24/2013	Anonymous	TRANSFER TO COMPLETE
10/24/2013	Anonymous	Transfer for BS and MS
10/27/2013	Anonymous	General Education
10/30/2013	Anonymous	i intend to choose a different major outside this program
10/31/2013	Anonymous	SFSU student
11/2/2013	Anonymous	transfer to a 4 year
11/5/2013	Anonymous	Raise GPA for graduate school
11/14/2013	Anonymous	CERTIFICATE
11/15/2013	Anonymous	was exploring different fields, might come back in a few semesters
11/18/2013	Anonymous	grad school

1.25. P4Q7

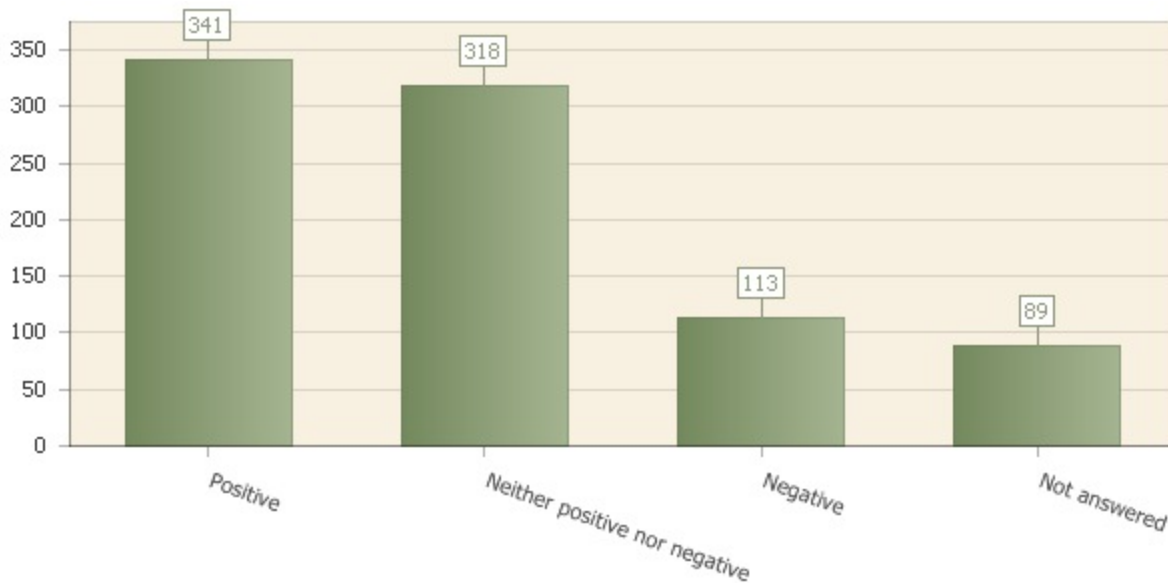
How do you think the following issues will impact your studies in the Career Technical Education Program of your choice?

Question type: Matrix & Multimatrix

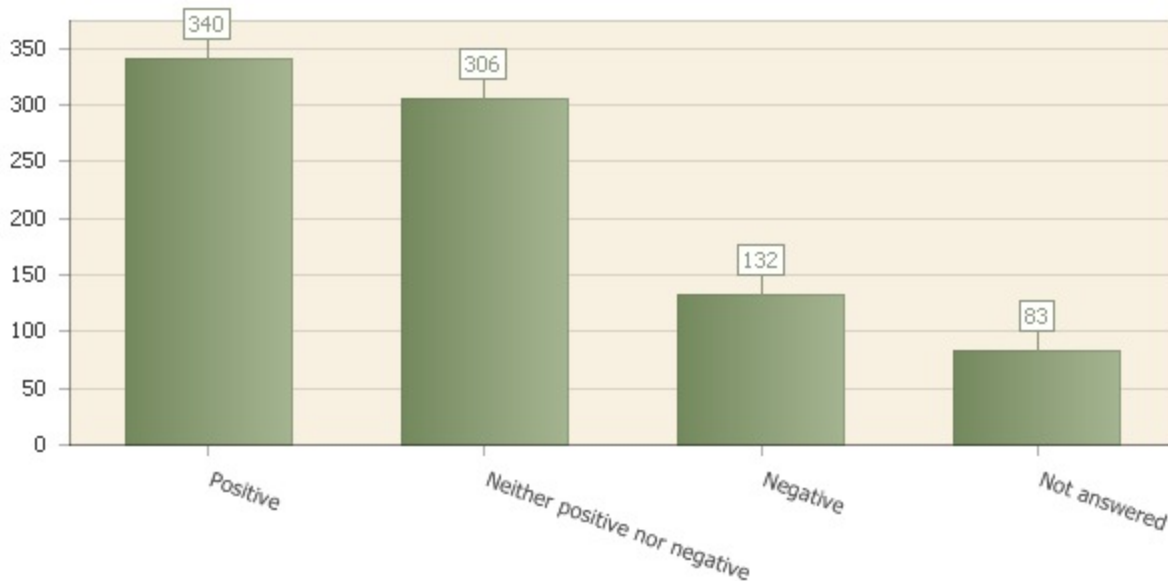
Number of responses: 786

Number of respondents: 861

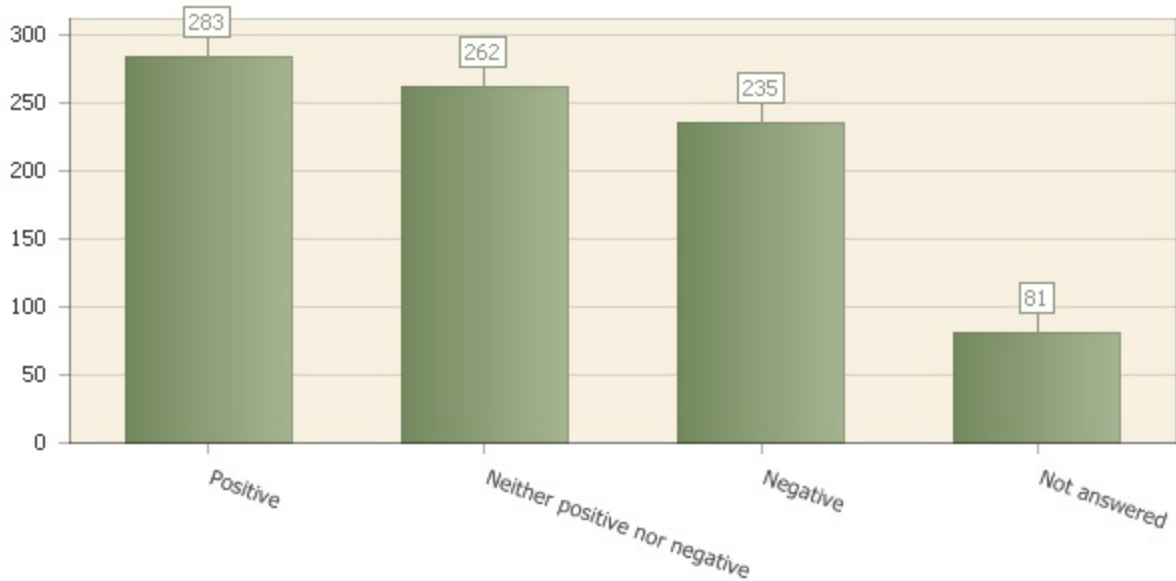
Family Concerns



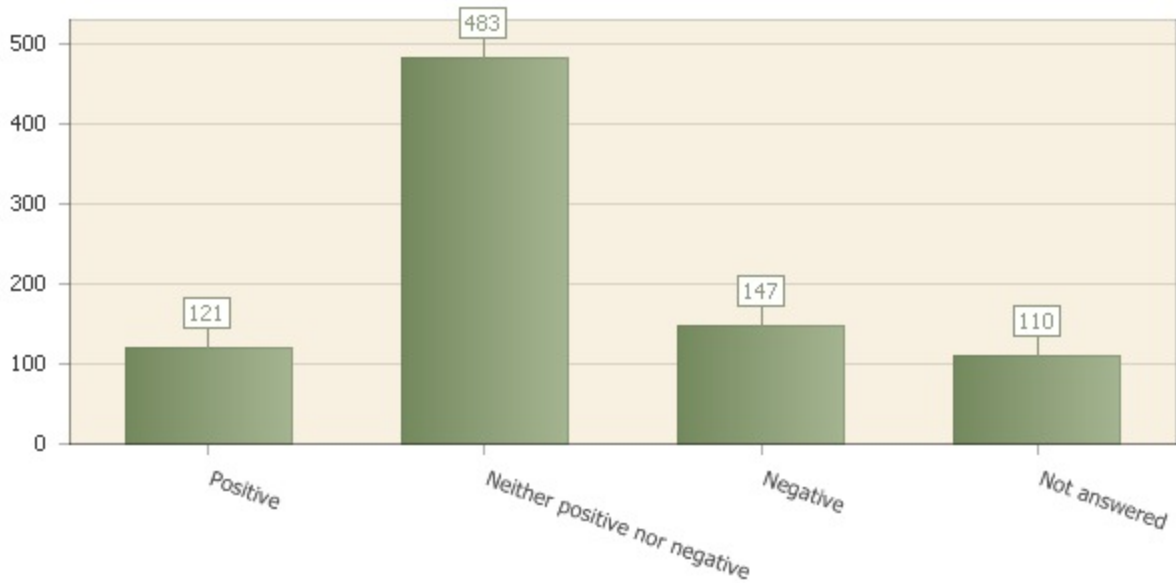
Job Demands



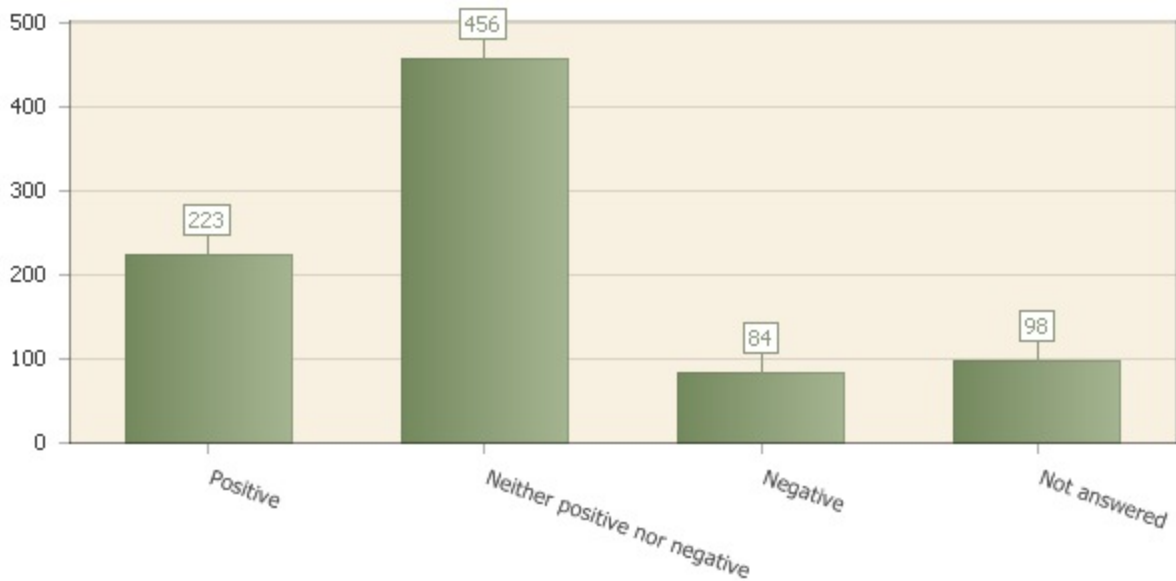
Financial Issues



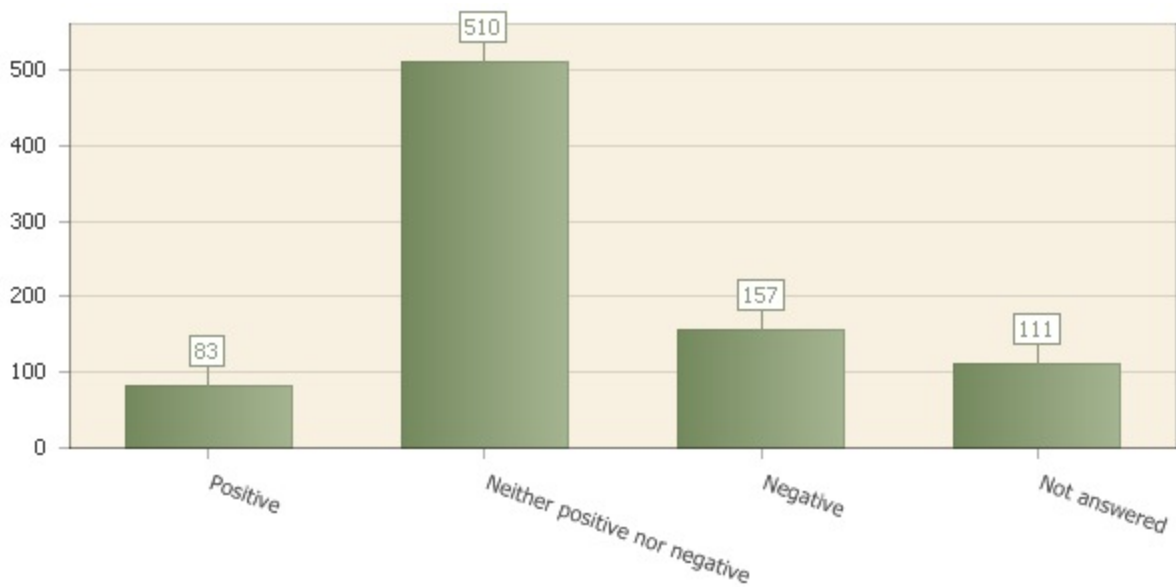
Childcare Issues



Language



Disability



Matrix row	Not answered	Positive	Neither positive nor negative	Negative
Family Concerns	89 (10.3%)	341 (39.6%)	318 (36.9%)	113 (13.1%)
Job Demands	83 (9.6%)	340 (39.5%)	306 (35.5%)	132 (15.3%)
Financial Issues	81 (9.4%)	283 (32.9%)	262 (30.4%)	235 (27.3%)
Childcare Issues	110 (12.8%)	121 (14.1%)	483 (56.1%)	147 (17.1%)
Language	98 (11.4%)	223 (25.9%)	456 (53.0%)	84 (9.8%)
Disability	111 (12.9%)	83 (9.6%)	510 (59.2%)	157 (18.2%)

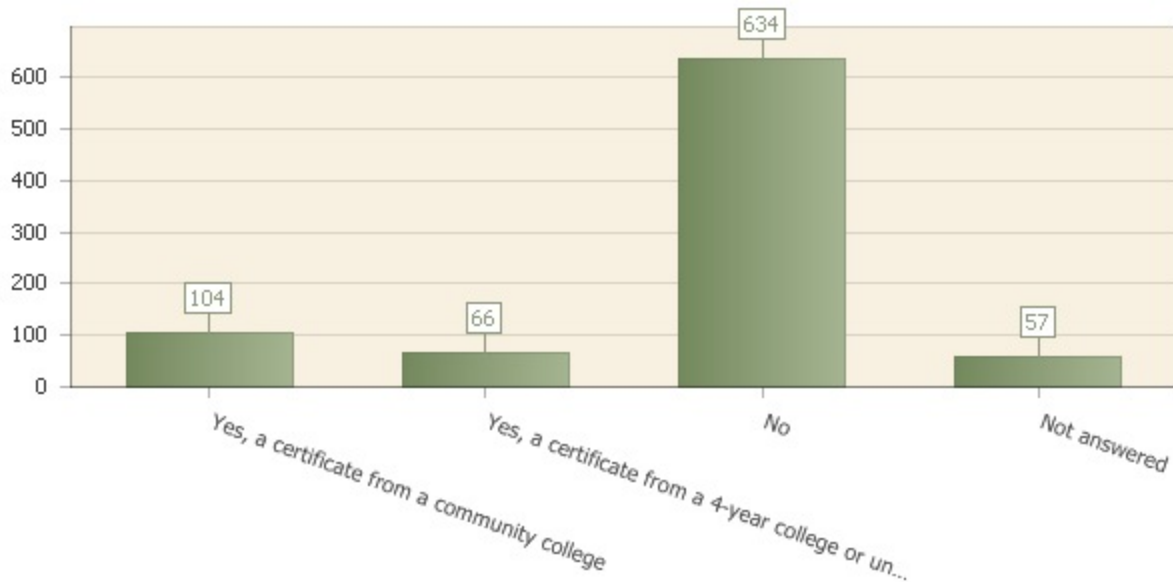
1.26. P5Q1

Have you already completed a certificate from a college or a university?

Question type: Multiple choice

Number of responses: 804

Number of respondents: 861



Answer	Count	Percent answer
Yes, a certificate from a community college	104	12.1%
Yes, a certificate from a 4-year college or university	66	7.7%
No	634	73.6%
Not answered	57	6.6%

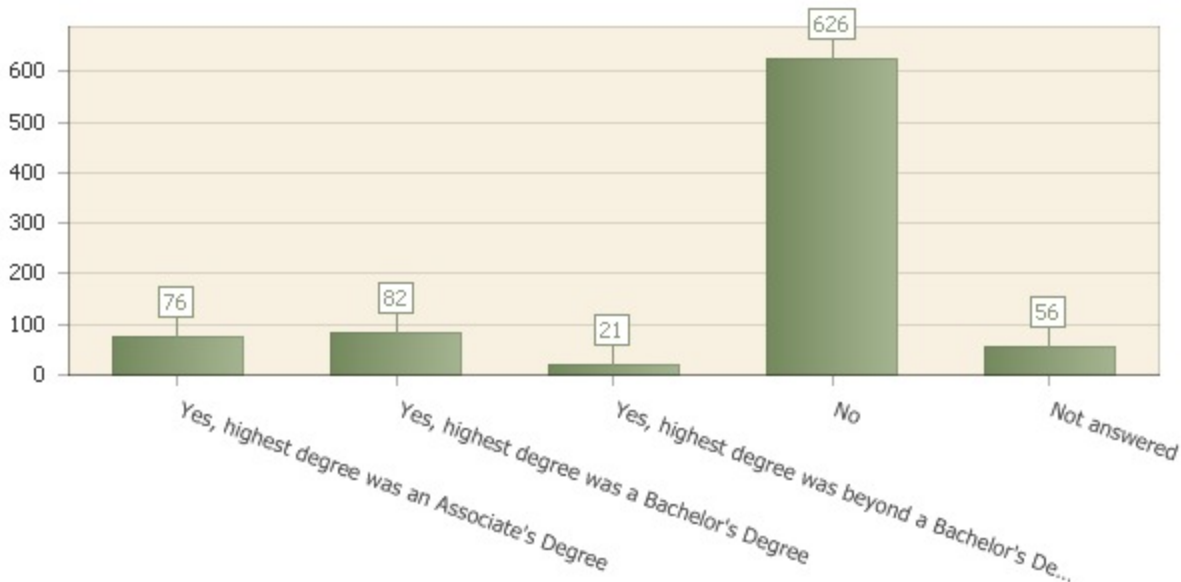
1.27. P5Q2

Have you already completed a degree from a college or university?

Question type: Multiple choice

Number of responses: 805

Number of respondents: 861



Answer	Count	Percent answer
Yes, highest degree was an Associate's Degree	76	8.8%
Yes, highest degree was a Bachelor's Degree	82	9.5%
Yes, highest degree was beyond a Bachelor's Degree	21	2.4%
No	626	72.7%
Not answered	56	6.5%

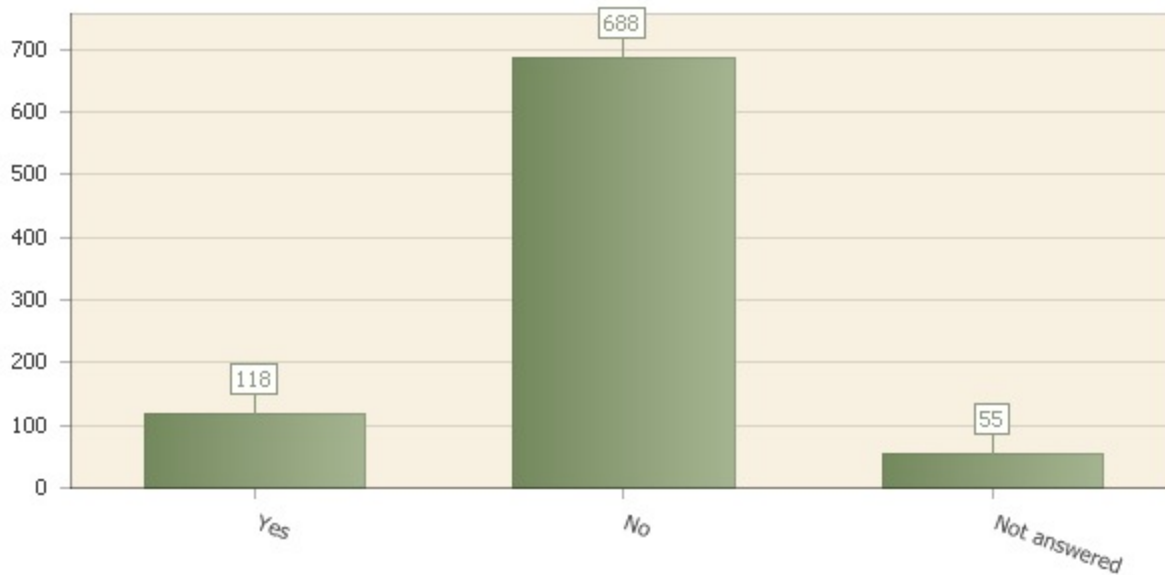
1.28. P5Q3

Have you received a career technical training at other colleges, adult schools, regional occupational programs, or other training programs that did not lead to the completion of a degree or certificate?

Question type: Multiple choice

Number of responses: 806

Number of respondents: 861



Answer	Count	Percent answer
Yes	118	13.7%
No	688	79.9%
Not answered	55	6.4%

1.29. P5Q4

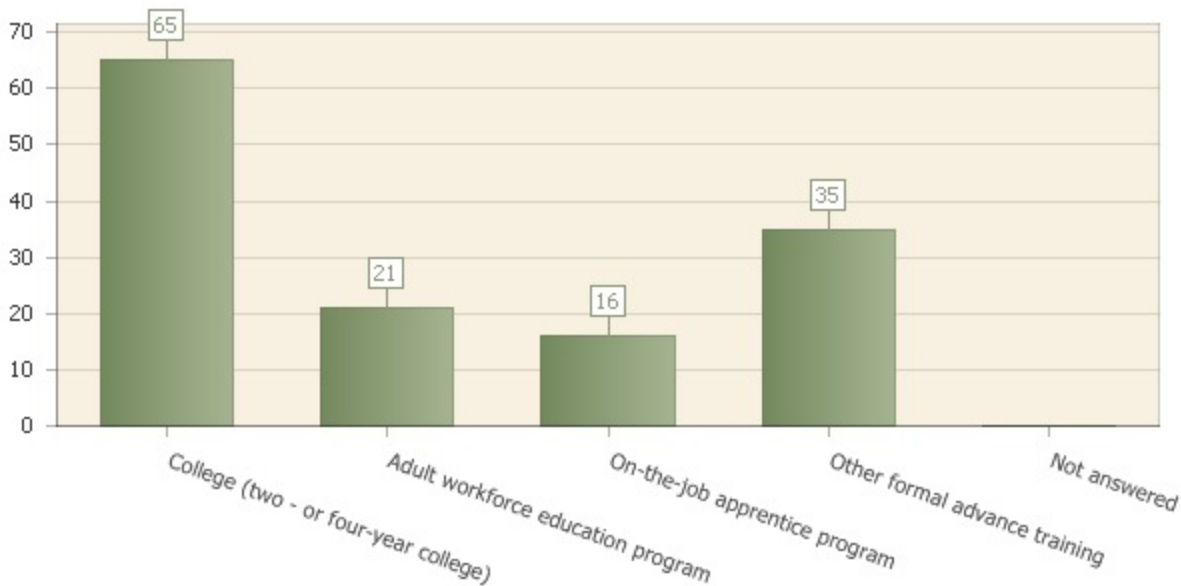
If you answered yes to the previous question, please specify where you received your training

Question type: Multiple choice

Number of responses: 709

Number of 'not applicable': 572

Number of respondents: 861



Answer	Count	Percent answer
College (two - or four-year college)	65	22.5%
Adult workforce education program	21	7.3%
On-the-job apprentice program	16	5.5%
Other formal advance training	35	12.1%
Not answered	0	0%

1.30. P5Q5

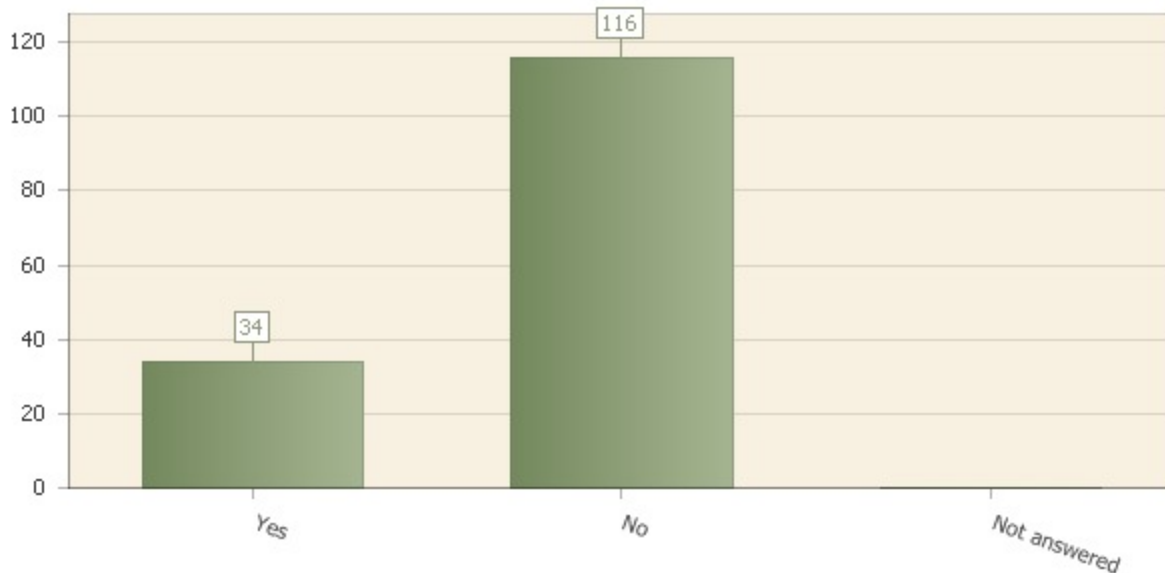
If you answered yes to the previous question, was your college training area of study related to a high school career technical program?

Question type: Multiple choice

Number of responses: 711

Number of 'not applicable': 561

Number of respondents: 861



Answer	Count	Percent answer
Yes	34	11.3%
No	116	38.7%
Not answered	0	0%

1.31. P6Q1

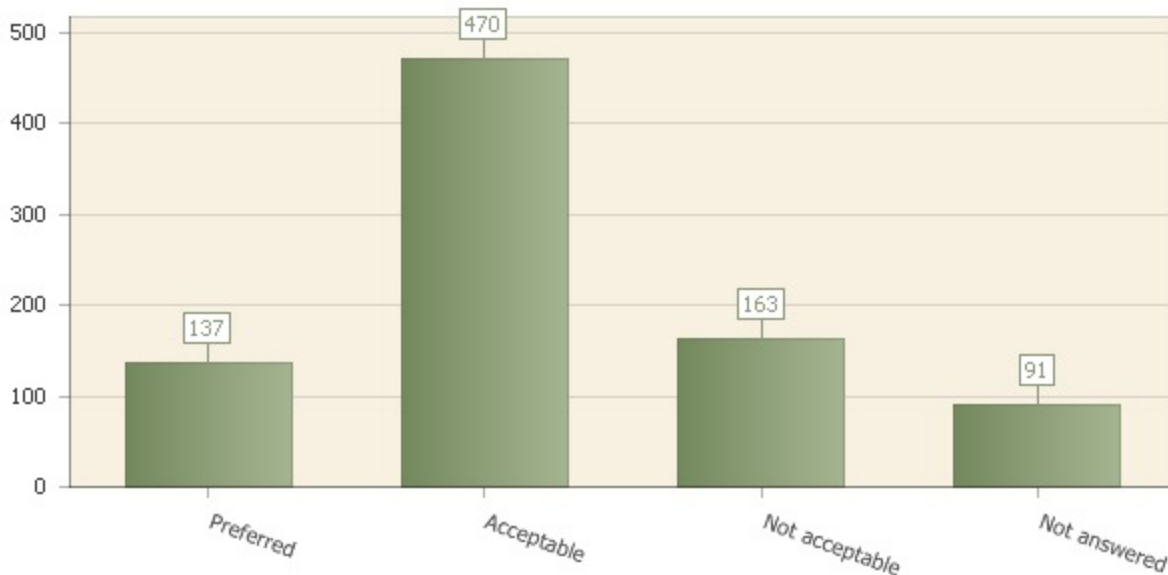
How would you classify the following course delivery options?

Question type: Matrix & Multimatrix

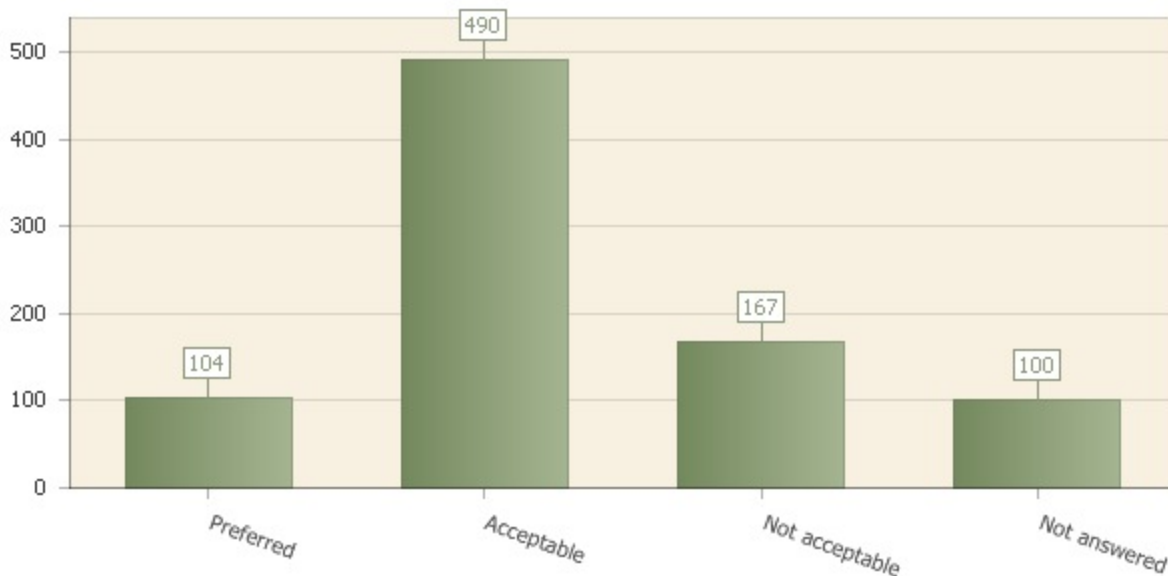
Number of responses: 796

Number of respondents: 861

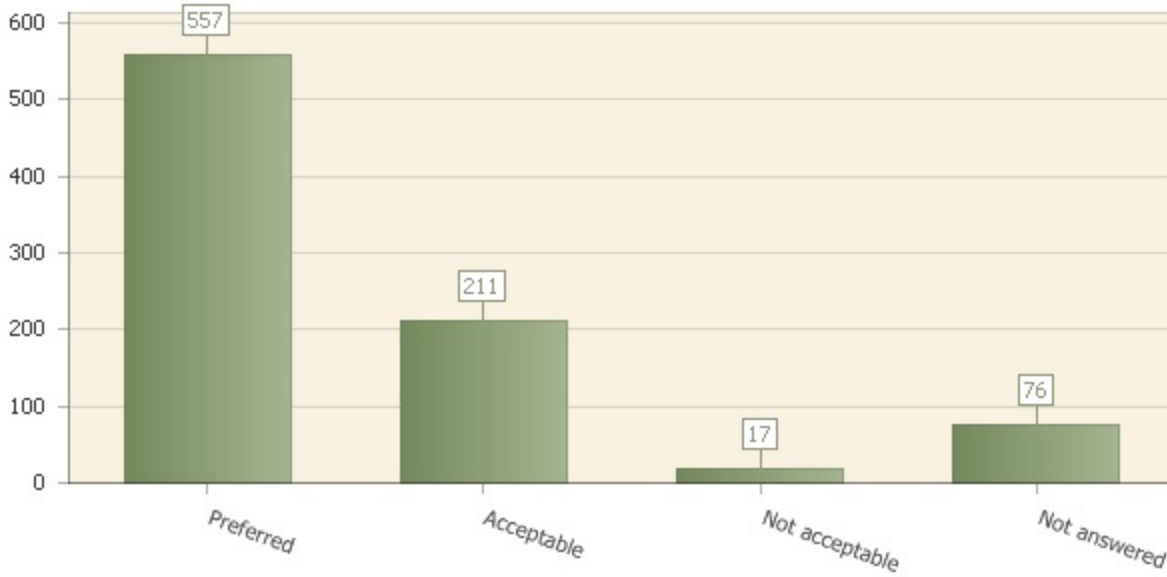
Online courses



Hybrid courses (51% online instruction)



Classroom instruction



Matrix row	Not answered	Preferred	Acceptable	Not acceptable
Online courses	91 (10.6%)	137 (15.9%)	470 (54.6%)	163 (18.9%)
Hybrid courses (51% online instruction)	100 (11.6%)	104 (12.1%)	490 (56.9%)	167 (19.4%)
Classroom instruction	76 (8.8%)	557 (64.7%)	211 (24.5%)	17 (2.0%)

1.32. P6Q2

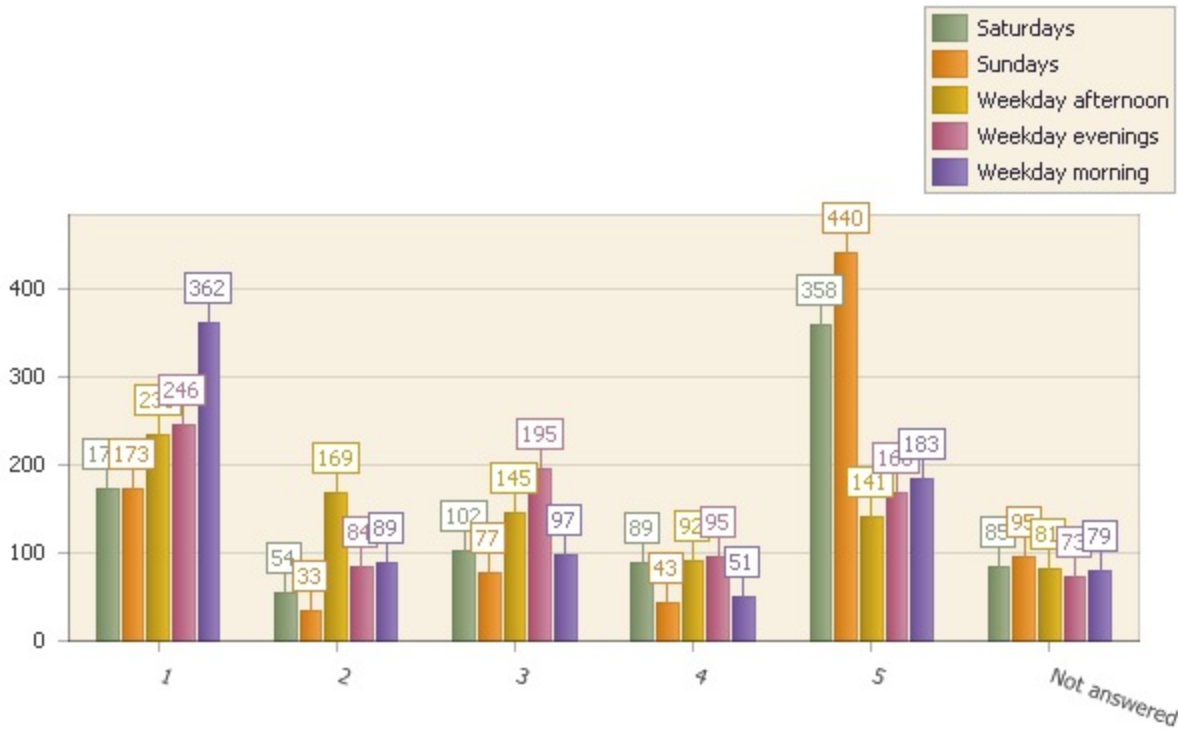
Please rate your preferences on the following course scheduling options (1=highest, 5=lowest)

Question type: Matrix & Multimatrix

Number of responses: 798

Number of respondents: 861

Scale: 1 – 5



Matrix row	Not answered	Mean	Std dev	Count and % Rating 1	Count and % Rating 2	Count and % Rating 3	Count and % Rating 4	Count and % Rating 5
Weekday morning	79 (9.2%)	2.5	1.6	362 (46.3%)	89 (11.4%)	97 (12.4%)	51 (6.5%)	183 (23.4%)
Weekday afternoon	81 (9.4%)	2.7	1.5	233 (29.9%)	169 (21.7%)	145 (18.6%)	92 (11.8%)	141 (18.1%)
Weekday evenings	73 (8.5%)	2.8	1.5	246 (31.2%)	84 (10.7%)	195 (24.7%)	95 (12.1%)	168 (21.3%)
Saturdays	85 (9.9%)	3.5	1.6	173 (22.3%)	54 (7.0%)	102 (13.1%)	89 (11.5%)	358 (46.1%)
Sundays	95 (11.0%)	3.7	1.7	173 (22.6%)	33 (4.3%)	77 (10.1%)	43 (5.6%)	440 (57.4%)

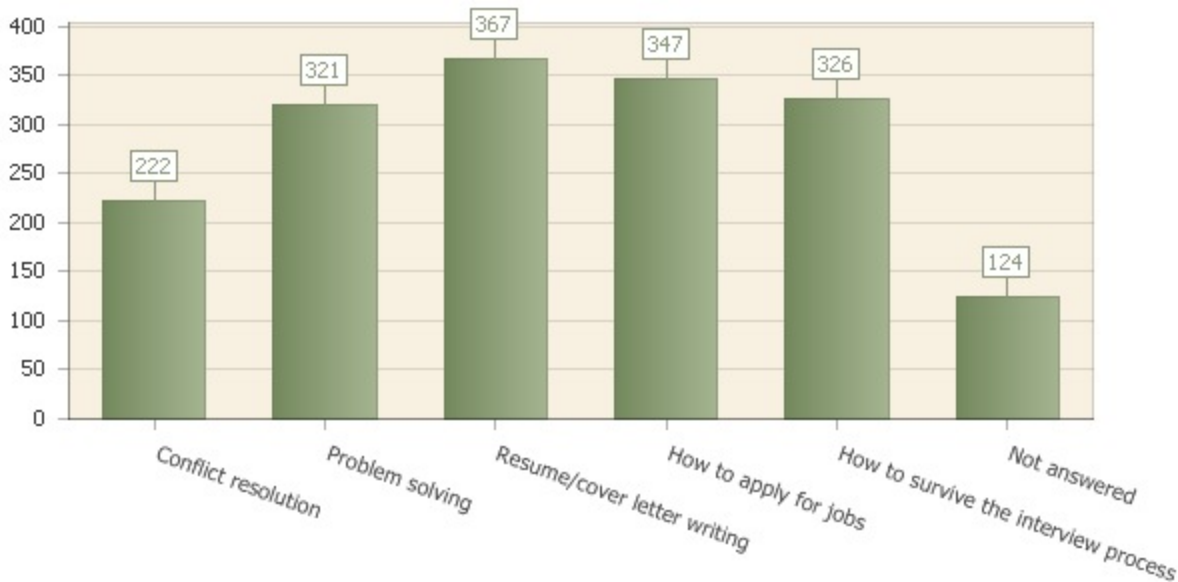
1.33. P6Q3

Which of the following would you like to have incorporated into your program of study? (please check all that apply)

Question type: Multiple choice

Number of responses: 737

Number of respondents: 861



Answer	Count	Percent answer
Conflict resolution	222	25.8%
Problem solving	321	37.3%
Resume/cover letter writing	367	42.6%
How to apply for jobs	347	40.3%
How to survive the interview process	326	37.9%
Not answered	124	14.4%

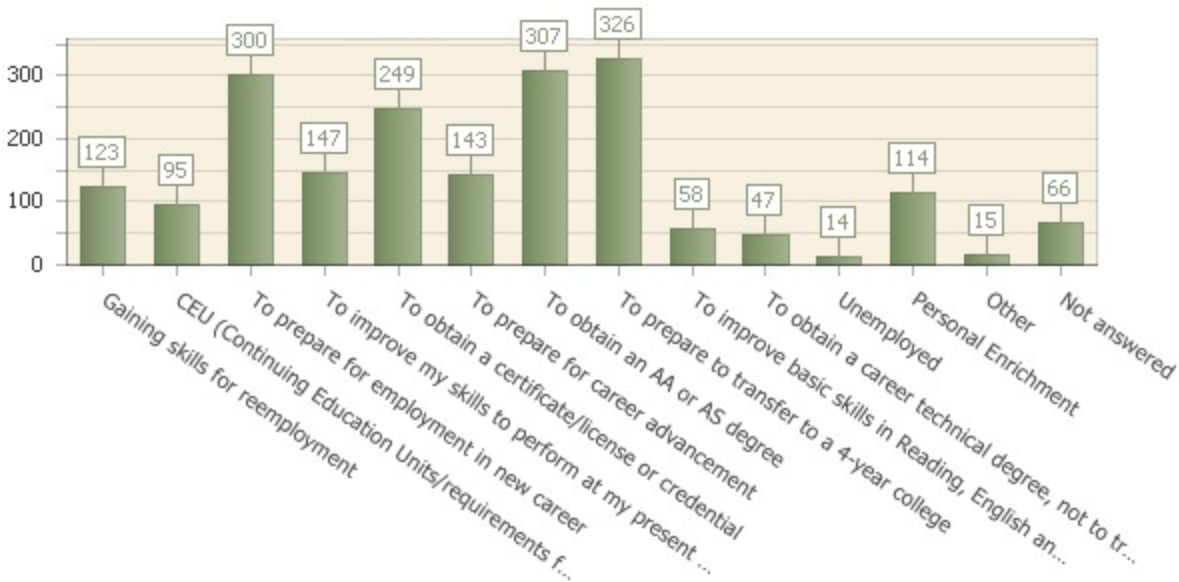
1.34. P6Q4

Why are you currently enrolled in college courses? (please check all that apply)

Question type: Multiple choice

Number of responses: 795

Number of respondents: 861



Answer	Count	Percent answer
Gaining skills for reemployment	123	14.3%
CEU (Continuing Education Units/requirements for your particular field)	95	11.0%
To prepare for employment in new career	300	34.8%
To improve my skills to perform at my present job	147	17.1%
To obtain a certificate/license or credential	249	28.9%
To prepare for career advancement	143	16.6%
To obtain an AA or AS degree	307	35.7%
To prepare to transfer to a 4-year college	326	37.9%
To improve basic skills in Reading, English and Math	58	6.7%
To obtain a career technical degree, not to transfer	47	5.5%
Unemployed	14	1.6%
Personal Enrichment	114	13.2%
Other	15	1.7%
Not answered	66	7.7%

Textual answers

Date	Respondent	Answer
10/22/2013	Anonymous	Was not able to enroll in class at 4-year
10/22/2013	Anonymous	Medical
10/22/2013	Anonymous	High School Credits
10/22/2013	Anonymous	gain more knowledge and more knowledge about technology and built networking.
10/24/2013	Anonymous	learning english
10/28/2013	Anonymous	to gain more access to other fields of interests through current courses
10/31/2013	Anonymous	Current SFSU student
11/1/2013	Anonymous	Corequisite classes for the Pittsburgh Institue of Mortuary Science
11/1/2013	Anonymous	getting credit for SF STATE
11/4/2013	Anonymous	Couldnt get into this class at university
11/5/2013	Anonymous	To raise GPA for graduate school acceptance
11/7/2013	Anonymous	TRANSFER TO STATE UNIVERSITY TO OBTAIN BA DEGREE IN BUSINESS ADMINISTRATION

1.35. P6Q5

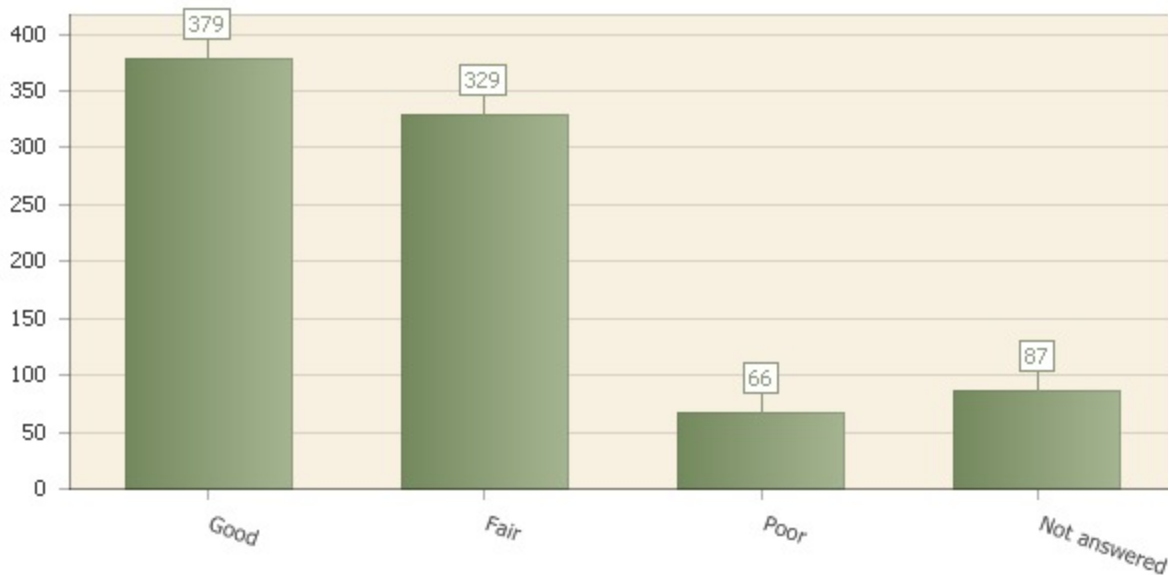
Please rate your level of preparation for the CTE program in the following categories:

Question type: Matrix & Multimatrix

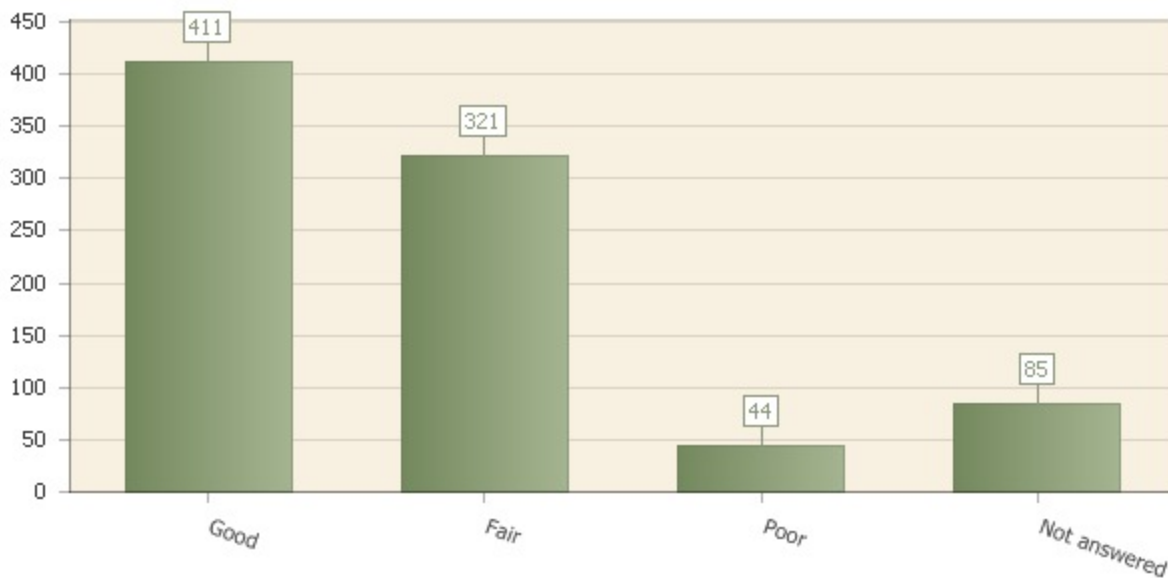
Number of responses: 779

Number of respondents: 861

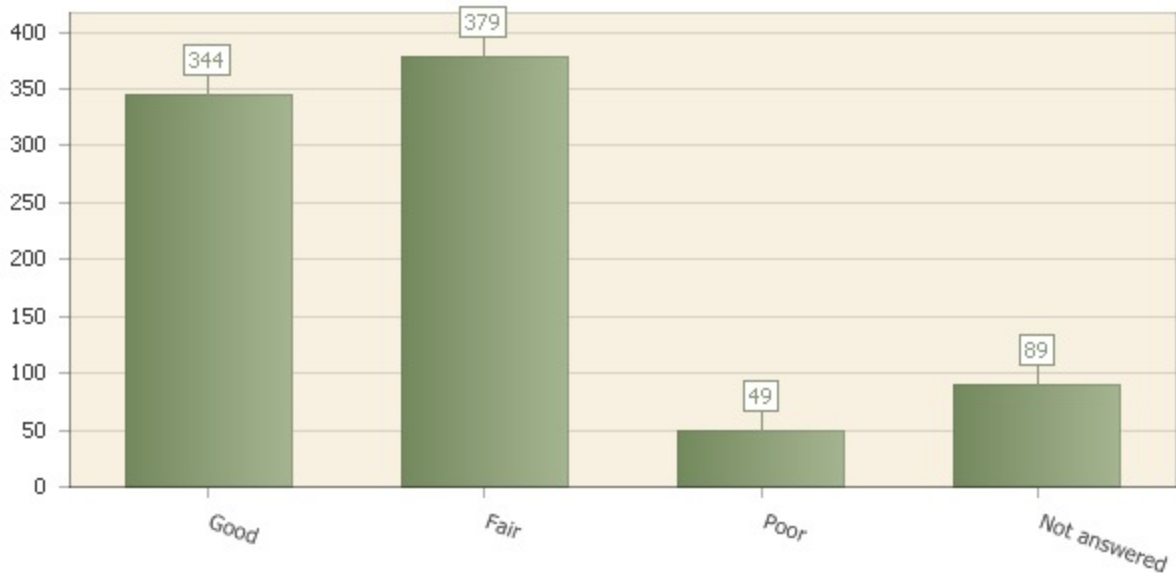
Mathematics



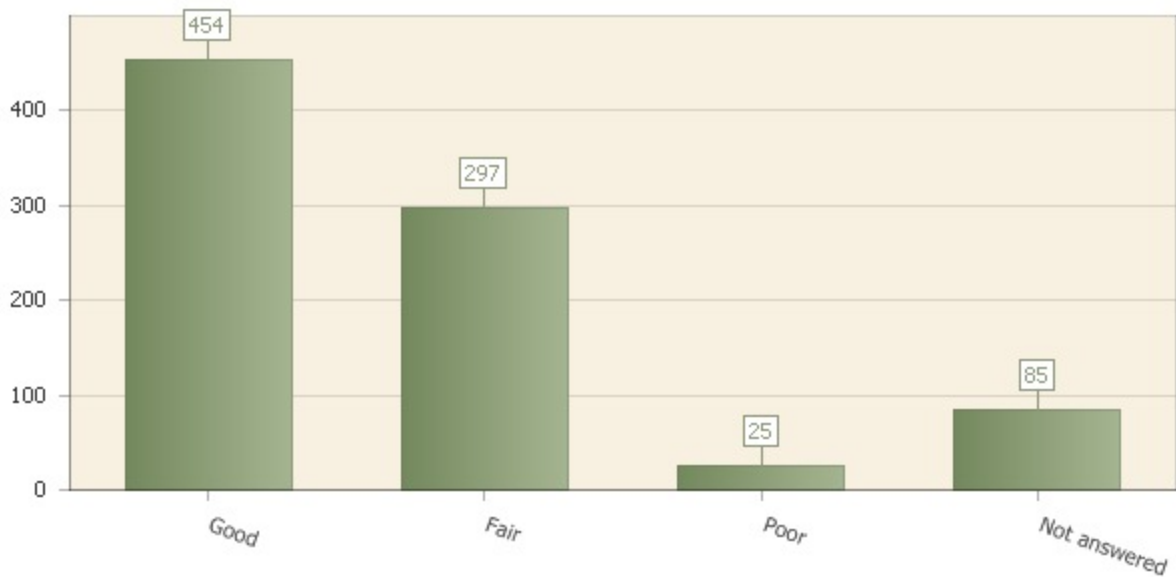
English writing



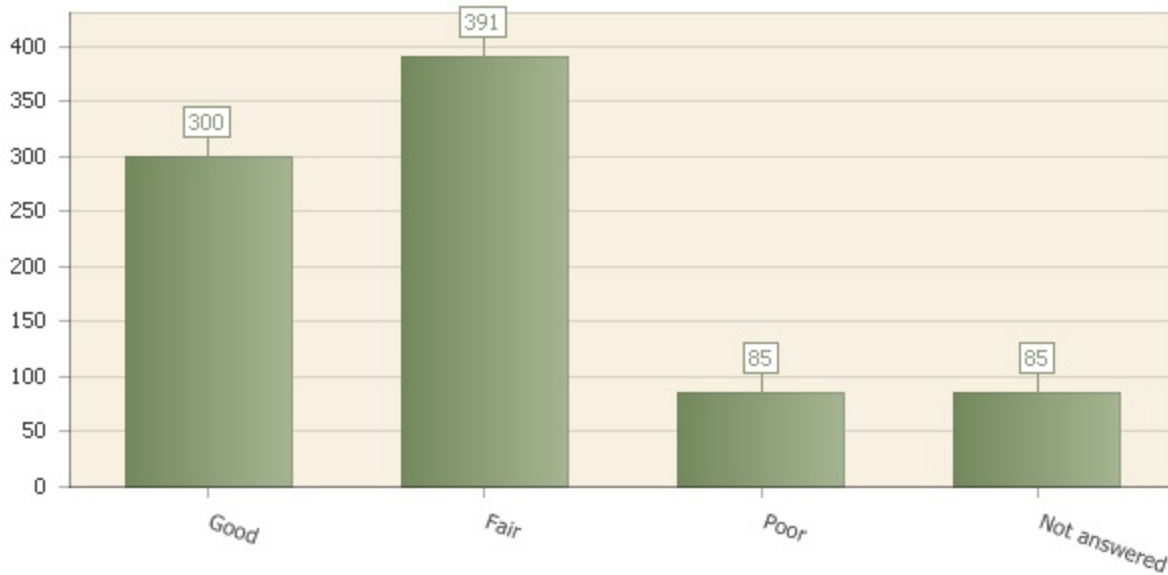
Library skills



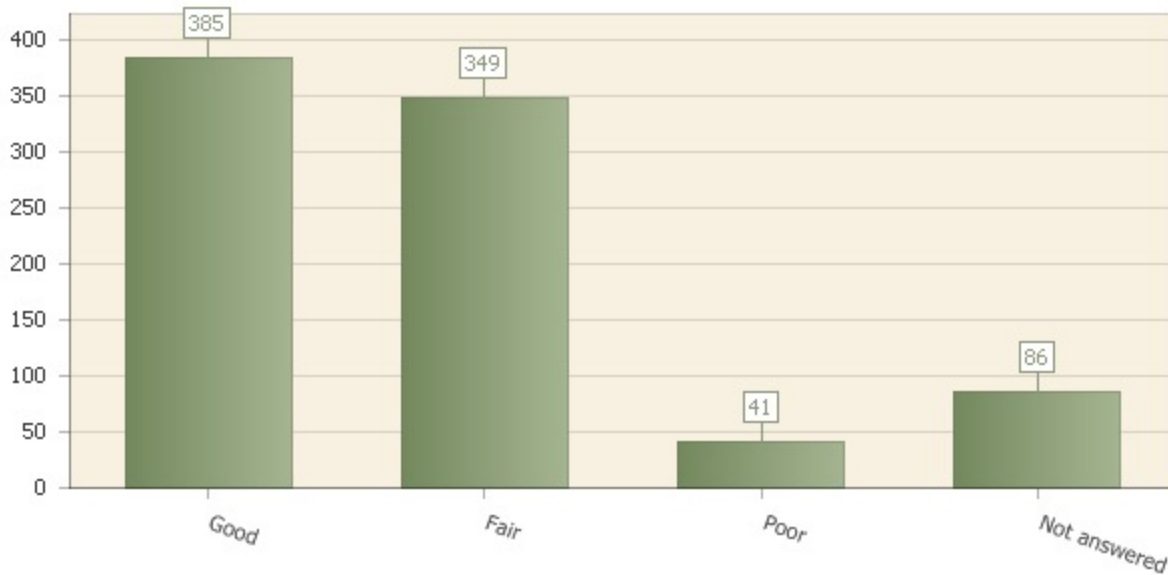
Computer skills



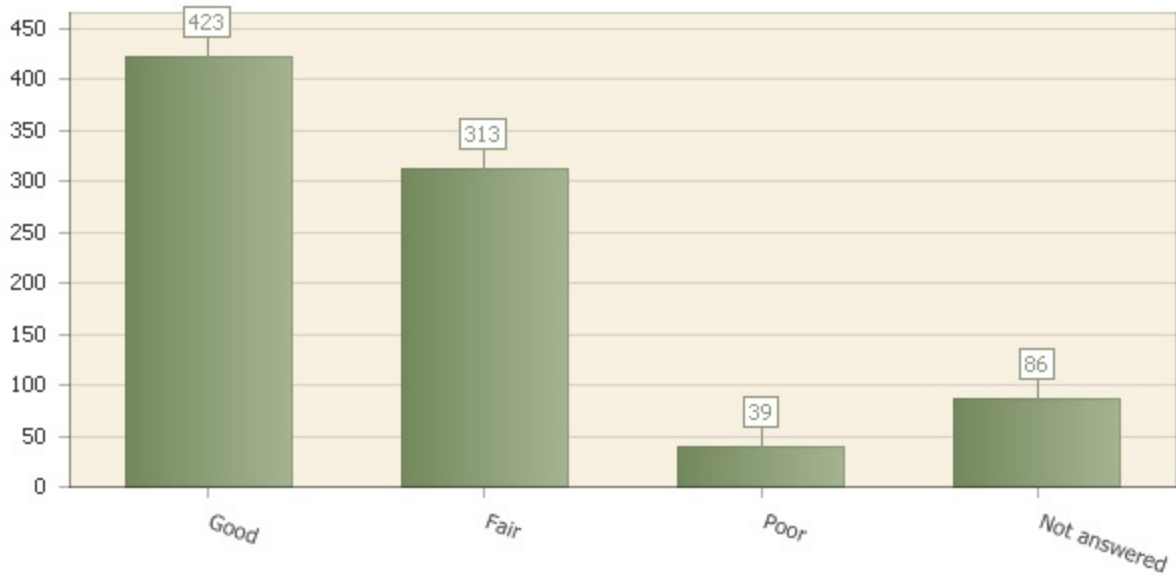
Study habits



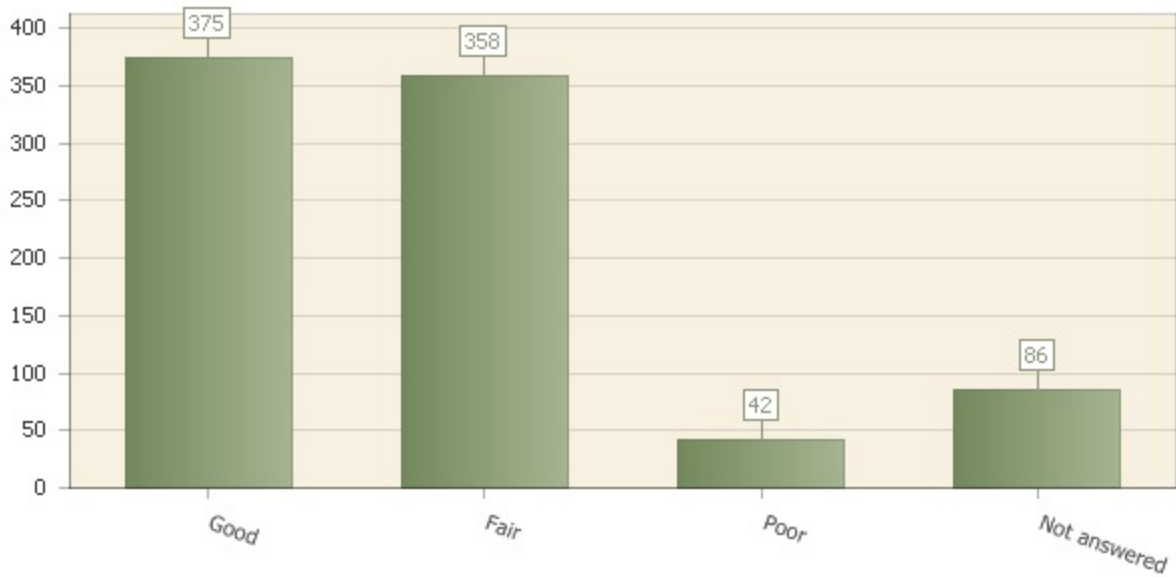
Note taking



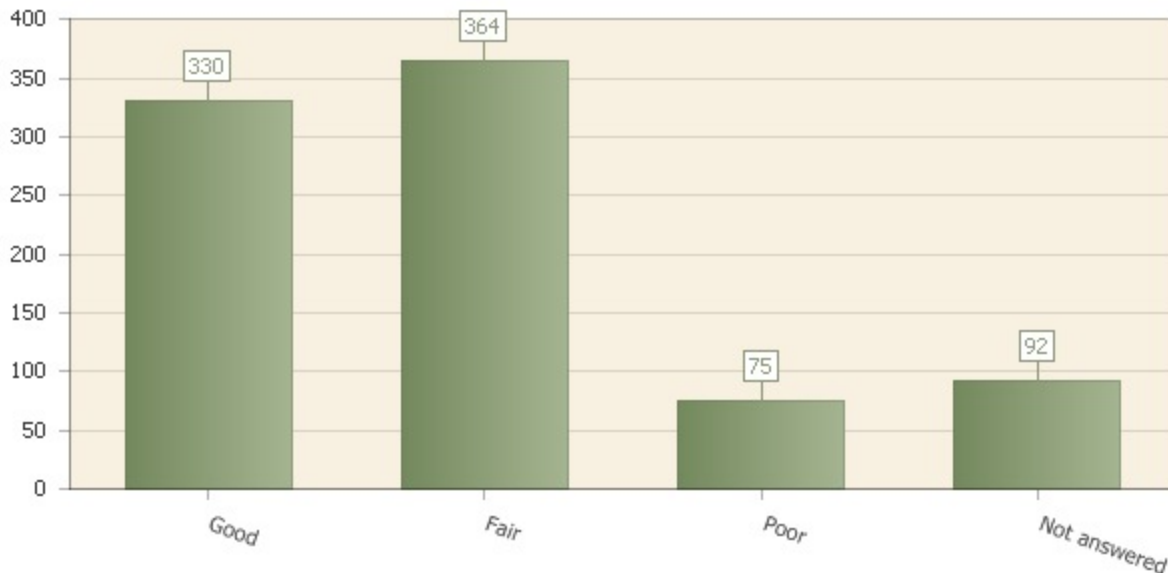
Reading skills



Research skills



In-class presentations



Matrix row	Not answered	Good	Fair	Poor
Mathematics	87 (10.1%)	379 (44.0%)	329 (38.2%)	66 (7.7%)
English writing	85 (9.9%)	411 (47.7%)	321 (37.3%)	44 (5.1%)
Library skills	89 (10.3%)	344 (40.0%)	379 (44.0%)	49 (5.7%)
Computer skills	85 (9.9%)	454 (52.7%)	297 (34.5%)	25 (2.9%)
Study habits	85 (9.9%)	300 (34.8%)	391 (45.4%)	85 (9.9%)
Note taking	86 (10.0%)	385 (44.7%)	349 (40.5%)	41 (4.8%)
Reading skills	86 (10.0%)	423 (49.1%)	313 (36.4%)	39 (4.5%)
Research skills	86 (10.0%)	375 (43.6%)	358 (41.6%)	42 (4.9%)
In-class presentations	92 (10.7%)	330 (38.3%)	364 (42.3%)	75 (8.7%)

1.36. P6Q6

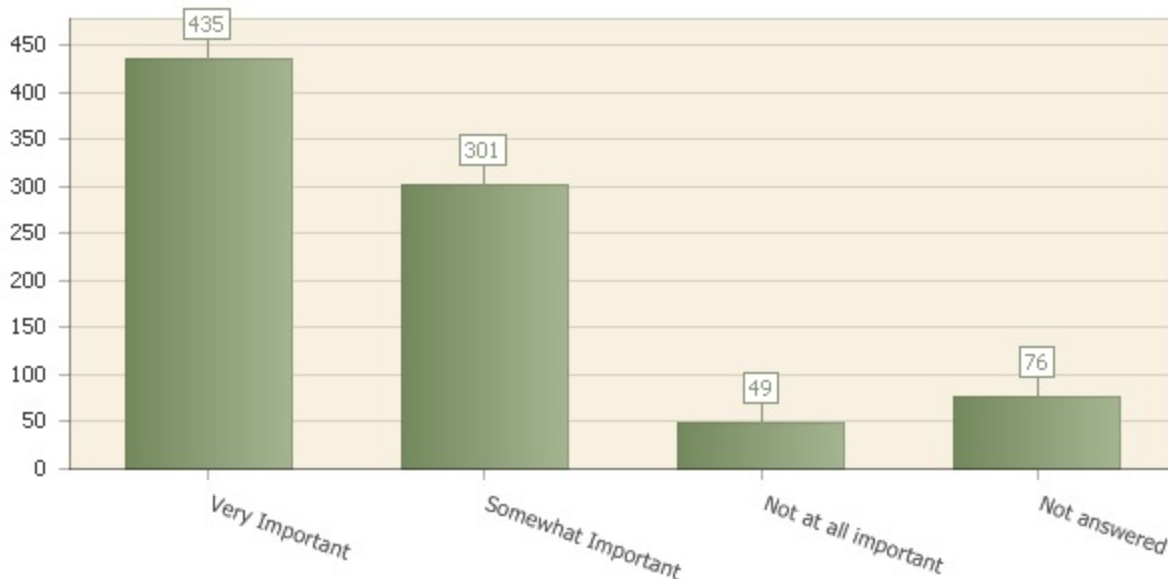
How important are the following categories to your specific area of study:

Question type: Matrix & Multimatrix

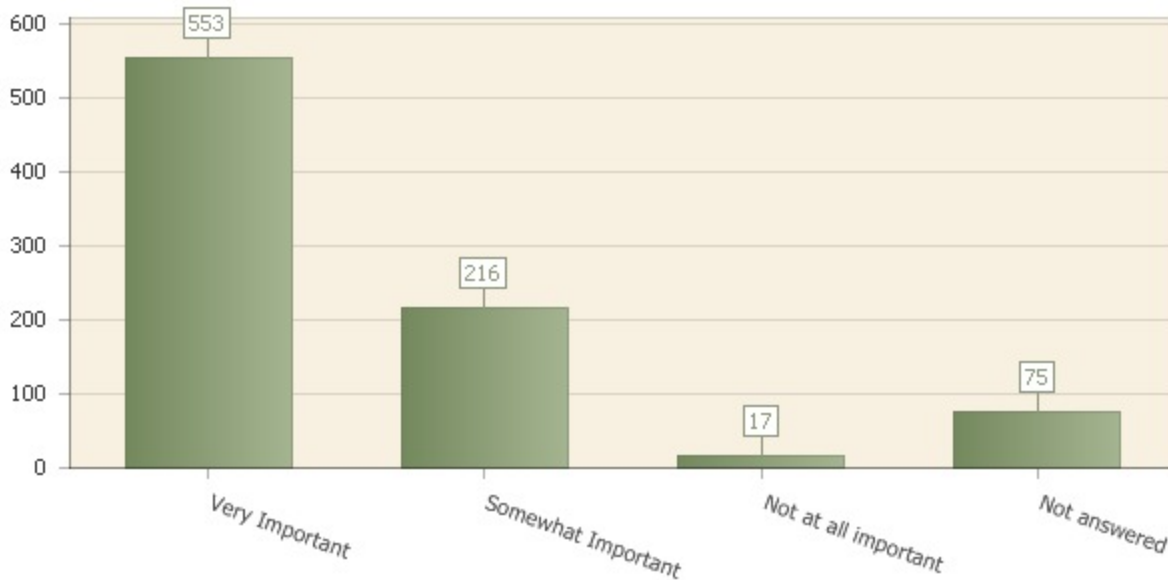
Number of responses: 790

Number of respondents: 861

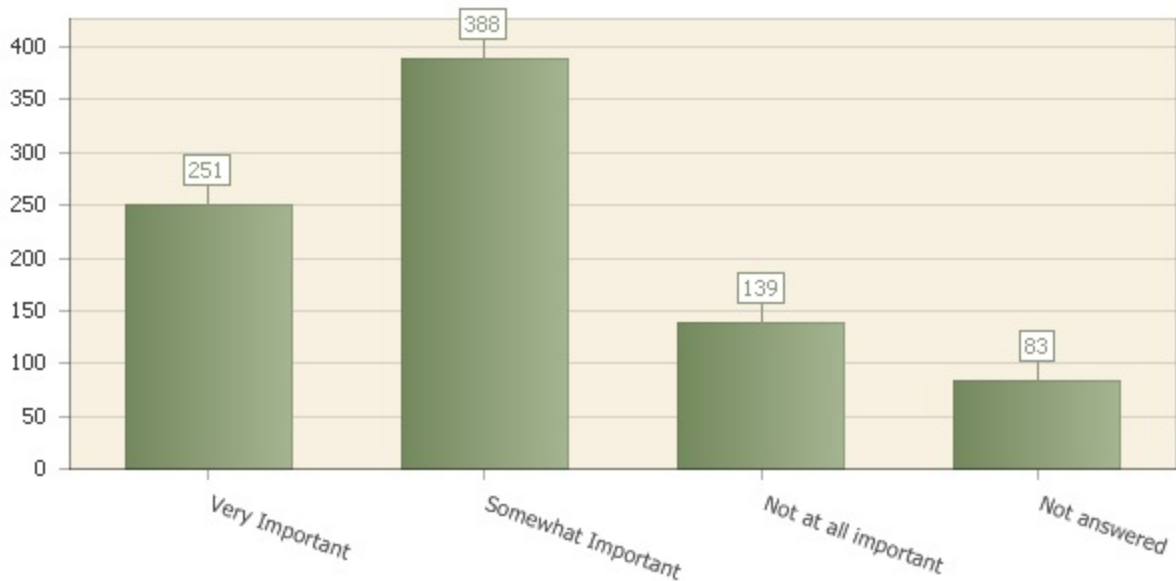
Mathematics



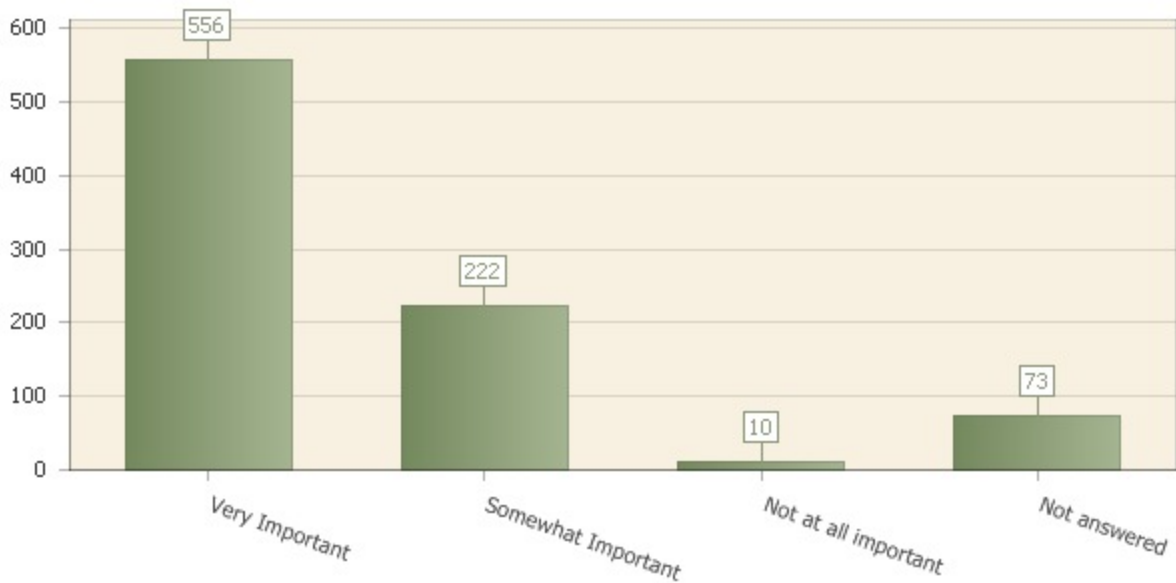
English writing



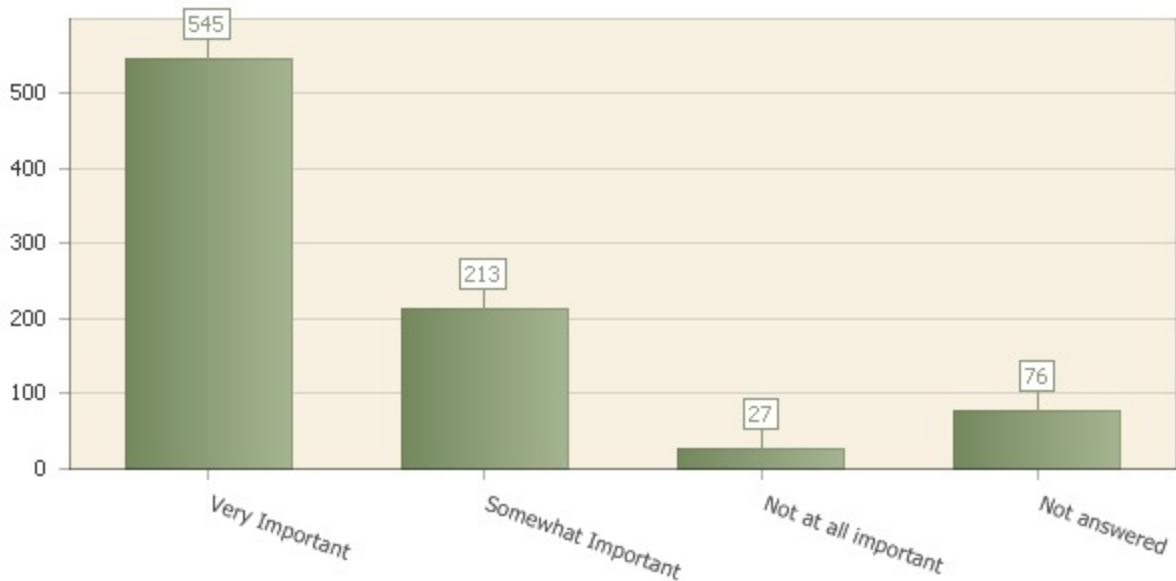
Library skills



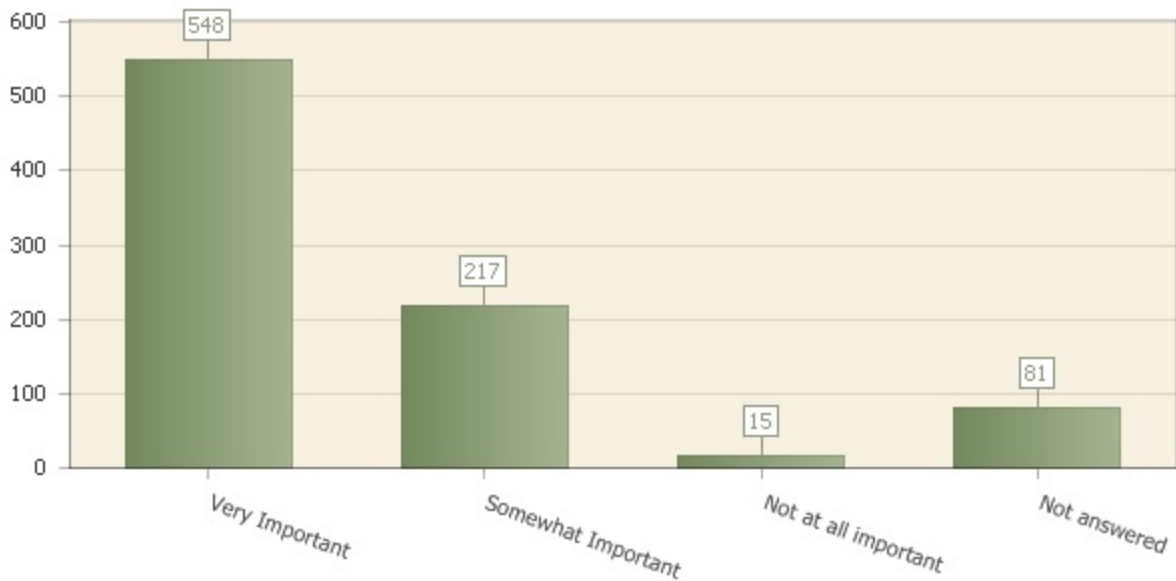
Computer skills



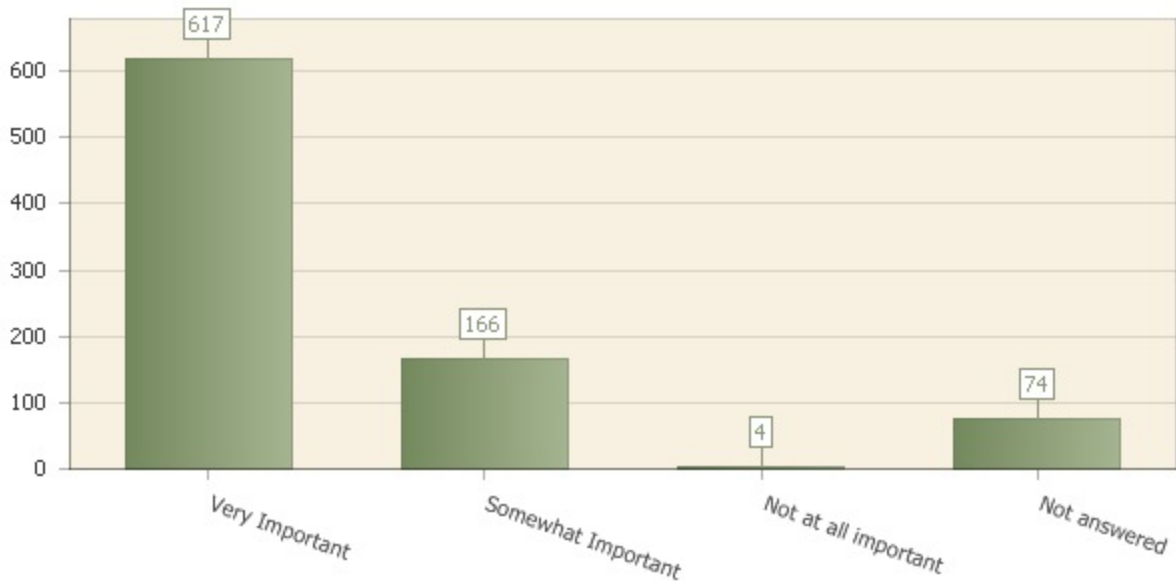
Study habits



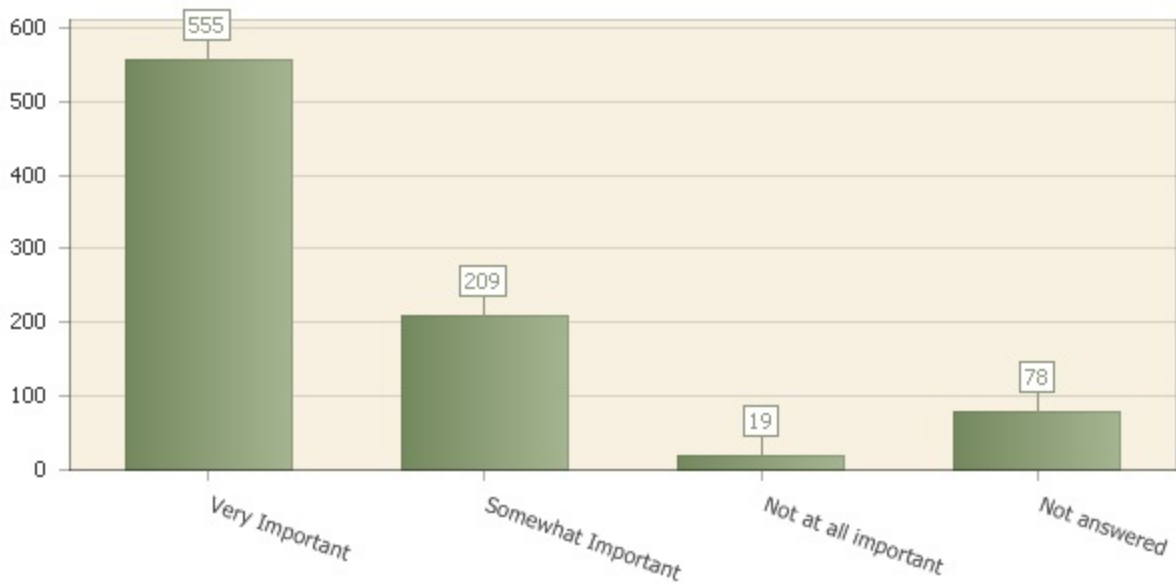
Note taking



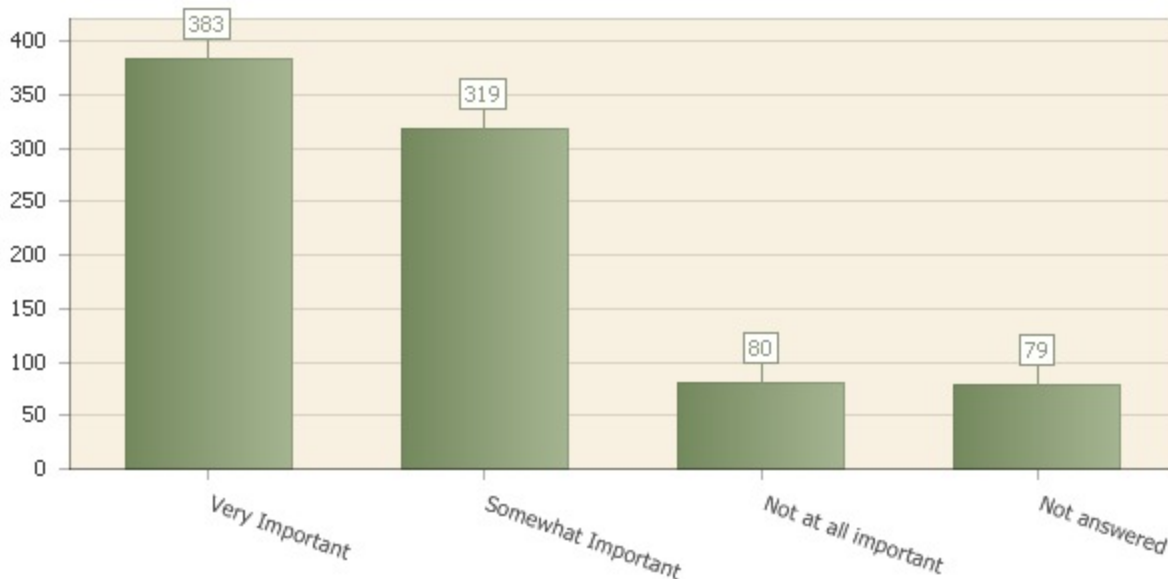
Reading skills



Research skills



In-class presentations



Matrix row	Not answered	Very Important	Somewhat Important	Not at all important
Mathematics	76 (8.8%)	435 (50.5%)	301 (35.0%)	49 (5.7%)
English writing	75 (8.7%)	553 (64.2%)	216 (25.1%)	17 (2.0%)
Library skills	83 (9.6%)	251 (29.2%)	388 (45.1%)	139 (16.1%)
Computer skills	73 (8.5%)	556 (64.6%)	222 (25.8%)	10 (1.2%)
Study habits	76 (8.8%)	545 (63.3%)	213 (24.7%)	27 (3.1%)
Note taking	81 (9.4%)	548 (63.6%)	217 (25.2%)	15 (1.7%)
Reading skills	74 (8.6%)	617 (71.7%)	166 (19.3%)	4 (0.5%)
Research skills	78 (9.1%)	555 (64.5%)	209 (24.3%)	19 (2.2%)
In-class presentations	79 (9.2%)	383 (44.5%)	319 (37.0%)	80 (9.3%)

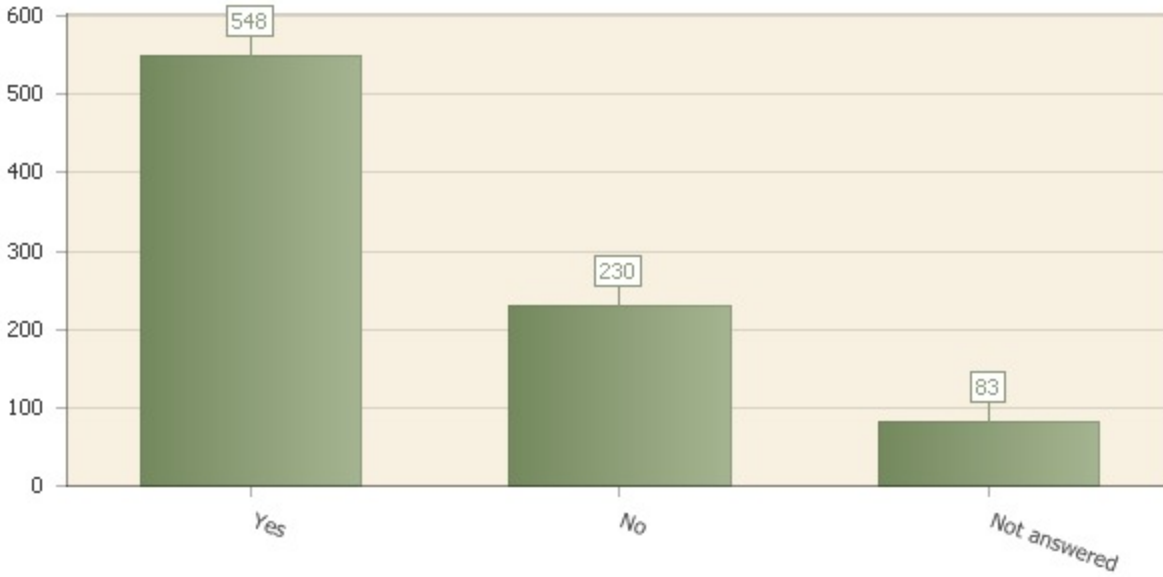
1.37. P6Q7

Did you meet with an academic counselor during your first semester?

Question type: Multiple choice

Number of responses: 778

Number of respondents: 861



Answer	Count	Percent answer
Yes	548	63.6%
No	230	26.7%
Not answered	83	9.6%