

UC Application

Fall 2023 (All 9 campuses)

Presenter: Soraya Sohrabi
Transfer Program Supervisor/counselor

Be Ready!

- **Start early**
- **Research campuses /majors**
 - Review closed majors:
<https://admission.universityofcalifornia.edu/campuses-majors/majors/>
- **Gather Materials/documents**
 - Transcripts/academic records
 - List of current and planned courses
 - AP/IB test scores
- **Create a document listing all activities, awards and honors (if applicable), volunteer/work experience**
- **Write your Personal Insight Questions and get feedback**
- **Check your email often-this critical to application**
- **Apply Broadly**

Basic vs. Selection Requirements

Basic:

All UC campuses require the same basic admission criteria that all applicants must meet:

- Have 7 course pattern
- Be in Junior standing
- Minimum GPA of 2.4 (non-residents 2.8)

Selective:

Programs with more applicants than space available will be selective. This means the program requires additional criteria in addition to the basic admission requirements.

- Overall GPA (usually higher than the basic requirements)
- GPA for Major Prep courses
- Completion of major prep courses
- IGETC (some programs)
- Holistic Review (students background, where they live, income level, single parent, military, etc.)

Comprehensive Review

- Grade Point Average in all transferrable courses
- Completion of courses to meet major preparation
- Completion of courses to meet breadth requirements
- Participation in academic honors courses or programs
- Completion of an Associate Degree for Transfer offered by a California Community College
- Special Talents, Achievements, and awards
- Completion of Special Projects
- Academic Accomplishment Within Life Experiences
- Geographic Location

Transfer Timeline for Fall term

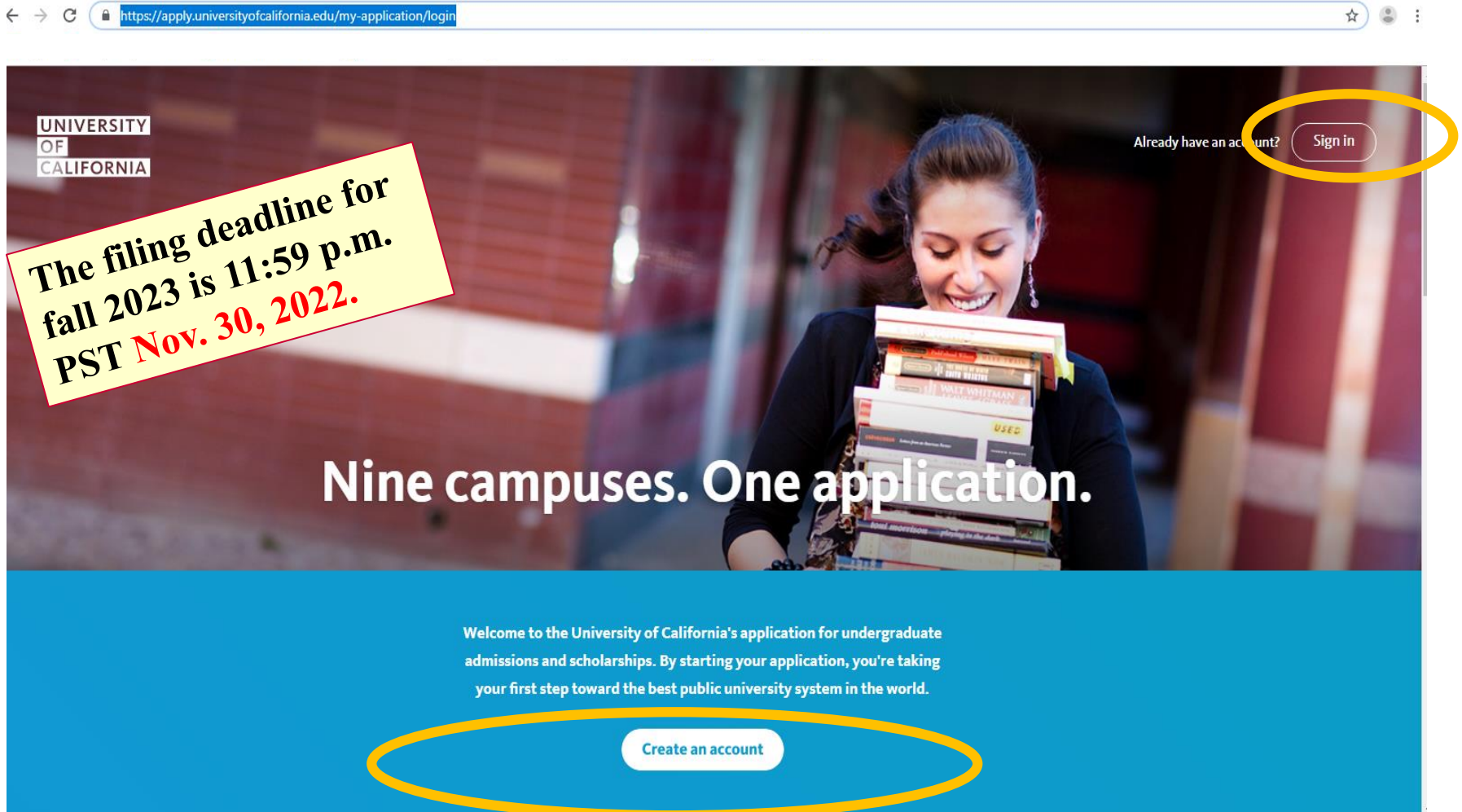
Deadlines for Transfer Applicants	Steps to Enroll at a UC
August 1 st	Create a UC Admission Application
October 1 st – November 30 th	Submit UC Admission Application
October 1 st – March 2 nd	Apply for FAFSA or CA Dream Act Application
January 1 st – January 31 st	Submit Transfer Academic Update (TAU)
April 1 st – April 30 th	Notification of Admission Decision
June 1 st	Submit Intent to Register (SIR)
July 1 st	Final Transcript submission
June- July	Waitlist Admission notification

Importance of Accurate Information

- Statement of Application Integrity
- Academic History
- AP/IB Examination Scores
- Activities Outside of School
- Verification of Application Information

How to Start the Application

<https://apply.universityofcalifornia.edu/my-application/login>



The screenshot shows the login page of the University of California's application portal. The browser's address bar displays the URL <https://apply.universityofcalifornia.edu/my-application/login>. The page features a background image of a smiling woman holding a stack of books. In the top left corner, the University of California logo is visible. A yellow callout box on the left side of the page contains the text: "The filing deadline for fall 2023 is 11:59 p.m. PST **Nov. 30, 2022.**". In the top right corner, there is a link "Already have an account?" followed by a "Sign in" button, which is circled in yellow. Below the main image, the text "Nine campuses. One application." is displayed. At the bottom, a blue banner contains the text: "Welcome to the University of California's application for undergraduate admissions and scholarships. By starting your application, you're taking your first step toward the best public university system in the world." Below this text is a "Create an account" button, which is also circled in yellow.

UNIVERSITY OF CALIFORNIA

The filing deadline for fall 2023 is 11:59 p.m. PST **Nov. 30, 2022.**

Already have an account? [Sign in](#)

Nine campuses. One application.

Welcome to the University of California's application for undergraduate admissions and scholarships. By starting your application, you're taking your first step toward the best public university system in the world.

[Create an account](#)

Create an Account

Create an account



Email address *

Confirm email address *

Password *

[Show password](#)

Your password must contain:

- 8 to 30 characters

And meet at least three of the following requirements:

- An English lowercase letter (a-z)
- An English uppercase letter (A-Z)
- A number between 0-9
- A special character: !@#\$%^&*+<>?,-

The University of California uses the information requested on the application to process your application for admission, scholarships, and statistical analysis and reporting. Please see our [Privacy Policy](#) for more details.

- ☐ By checking this box, you are confirming that you have read and agree to our [Terms of Use](#).

Create account

You're one step closer to starting your application.

Before you begin, please tell us when you'd like to join the UC community.

* required

When do you hope to start at the University of California? *

☒ Fall Quarter/Semester 2023

☐ Spring Quarter 2023

Your application level: *

☐ Freshman

I'm currently in high school.

- OR -

I've graduated from high school, but have not enrolled in a regular session (non-summer) at a college or university. [i](#)

☒ Transfer

I've graduated from high school and am enrolled in a regular session (fall, winter or spring) at a college or university. [i](#)

Please select what type of transfer applicant you are based on the number of college/university units you plan to complete before you enroll at UC:

☒ Junior-level transfer

I will complete 60-89 semester units or 90-134 quarter units by the time I enter UC.

☐ Sophomore-level transfer

I will complete fewer than 60 semester units/90 quarter units by the time I enter UC. (There are limited campuses/programs available at this level.)

☐ Senior-level transfer

I will complete 90 semester units/135 quarter units or more by the time I enter UC. (There are limited campuses/programs available at this level.)

☐ Other

I already have a degree (B.A. or B.S.) or I'm not working toward a UC degree.

Term and Level

Starting the application

You've already done the hard part — spending countless hours studying, taking tests, and pursuing your passions and interests. Now comes the exciting part: You get to brag about it.

[Start application](#)

What to expect

The application is about us getting to know what makes you, YOU — which means there are no right or wrong answers. The more you tell us about yourself, the better picture we'll have of you.

Take your time: We know our application can be a long process, but you can fill it out in as many sessions as you want. Just remember to click “Save & continue” at the bottom of each page before you take a break.

Keep track of your progress: As you go through the application, you'll see checkmarks indicating which pages you've completed.

What you'll need

Household income & family information: You may need to ask your parents or legal guardians for help on these questions — that's OK!

Transcripts & test scores: As you fill out the “Academic history” section, you should refer to your transcripts to help you enter your grades. You'll also need to report scores from any exams you've taken or plan to take (like the SAT and ACT).

Personal insight questions

Want a copy of the personal insight questions emailed to you? It's a good idea to work on them before you enter them in the application.

[Email me the questions](#)

Menu Bar

Application status

My account

Sign out

Help

Top-level header navigation

UNIVERSITY OF CALIFORNIA

Application status

My account

Sign out

Help

Application status

Shows all open or submitted applications for the applicant. After submitting the application, applicants can access and edit certain information from this page (e.g. applying to an additional campus).

My account

Where applicants can view and/or edit their email address and password associated with their account.

Help

Shows answers to frequently asked questions pertaining to that section. Clicking on Help will also display the contact information for the UC Application Center.

Tabs/pages

Navigating the application: Right-side navigation/Sections & pages

- **Right-side navigation bar**
 - Lists all sections in the application
 - Clicking on each section reveals the pages in the section
 - **Review page in each section** displays all data students have entered for each page in the section

▼ About you
Personal information
Contact information
Citizenship & residency
Demographics
Your background
Your household
Parent information
Review
> Campuses & majors
> Academic history
> Test scores
> Activities & awards
> Scholarships & programs
> Personal insight
Review & submit

Navigating the application

The screenshot shows the University of California application portal. At the top, a blue navigation bar contains links for "Application status", "My account", "Sign out", and "Help". The "Help" link is circled in red, with an arrow pointing to a help modal window on the right. The main content area is titled "About you" and "Personal information". It includes a section for "What is your name?" with input fields for "First/Given name", "Middle name", "Last / Family / Surname", and "Suffix". Below this is a section for "Have you ever been known by another name?" which is also circled in red. An arrow points from this section to a blue callout box that reads: "We ask this question so we can match your academic records, transcripts and test scores to your application." The callout box also contains the text "For example, a name you use on transcripts or a nickname." and "We do not need to know your nickname." At the bottom of the page, there are radio buttons for "No" (selected) and "Yes". The footer includes the text "ENSURING TRANSFER SUCCESS 2019" and the University of California logo.

Application status My account Sign out **Help**

About you
Personal information

What is your name?

Please tell us what your legal name is. This is the name that appears on official documents, like your birth certificate, passport or driver's license.

First/Given name* Middle name Last / Family / Surname* Suffix

Winter [empty] Hardy -- select --

Have you ever been known by another name?

For example, a name you use on transcripts and official records, or a nickname.
We do not need to know your nickname.

Have you ever been known by another name?

For example, a name you use on transcripts or a nickname.
We do not need to know your nickname.

We ask this question so we can match your academic records, transcripts and test scores to your application.

☒ No ☐ Yes

Help

What if I use different names?

You should enter your legal name first. This is the name that appears on official documents (like your birth certificate, passport or driver's license).

What is a suffix?

Common suffixes are Jr., II or 3rd. You should leave this field blank if you don't have one.

What if I have a preferred name that is not my legal name?

If you use a name that you want to be known or identified by, and that is different from your legal name, you can submit a request for a name change to the campus after you enroll.

If you need more help please contact the application helpdesk.

Email: ucinfo@applytoyourucsupport.net
Or call the UC Application Center:
Within the U.S.A.: (800) 267-1710
Outside the U.S.A.: (925) 218-6856

ENSURING TRANSFER SUCCESS 2019

UNIVERSITY OF CALIFORNIA

Saving information and errors

The screenshot shows the 'About you' section of the University of California application portal. The 'Personal information' sub-section is active. A large orange banner at the top of the form area contains the message: 'There are some errors below. You can continue working and fix these errors, or you can skip this page and fix them later.' Below this banner are two buttons: 'Continue working' and 'Skip the page for now'. A large black arrow points from the top right of the banner towards the 'Continue working' button. The form below the banner asks 'What is your name?' and includes a note: 'Please tell us what your legal name is. This is the name that appears on official documents, like your birth certificate, passport or driver's license.' The form fields are: 'First/Given name *', 'Middle name', 'Last / Family / Surname *', and 'Suffix' (a dropdown menu with '— select —' and a downward arrow). The 'Last / Family / Surname' field is highlighted with a red border, indicating an error. On the right side of the screen is a navigation menu with a 'Personal information' section expanded, showing sub-sections like 'Contact information', 'Citizenship & residency', 'Demographics', 'Your background', 'Your household', 'Parent information', and 'Review'. Below these are links for 'Campuses & majors', 'Academic history', 'Test scores', 'Activities & awards', and 'Scholarships & programs'.

- Applicants should click “**Save & continue**” at the bottom of each page to save any entered data and proceed to the next page.
- **Please note:** *There is a 20-minute inactivity period after which the application will automatically sign out the applicant.*
- Successfully completed pages (those with all required fields completed) will be marked with a checkmark in the navigation bar and on review pages.
- **Errors:** If there is required information on the page that is either incomplete or invalid, and an applicant clicks “Save & continue,” they’ll see an error message appear at the top of the page.
 - Applicants can choose to fix the errors on the page immediately, or choose “Skip for now” and fix the errors at a later time.
- **Note:** All errors will need to be corrected for applicants to be able to start the submission process.

About you

About you

Personal information



* required

What is your name?

Please tell us what your legal name is. This is the name that appears on official documents, like your birth certificate, passport or driver's license.

First/Given name *

Middle name

Last / Family / Surname *

Suffix

Have you ever been known by another name?

For example, a name you use on transcripts and official records, or a maiden name.
We do not need to know your nickname.

☒ No ☐ Yes

When were you born?

▼ About you

Personal information

Contact information

Citizenship & residency

Demographics

Your background

Your household

Parent information

Review

> Campuses & majors

> Academic history

> Test scores

> Activities & awards

> Scholarships & programs

> Personal insight

Review & submit

Contact Information



* required

What is your name?

We'd like to know your legal name - the name that appears on official documents, like your birth certificate, passport or driver's license - and your preferred name, if you have one. A preferred name is the name you wish to be known or identified by that is different than your legal name.

First/Given name *

Transfer

Middle name

Last / Family / Surname *

Center

Suffix

-- select --

Preferred first name ⁱ

soraya

Have you ever had a different legal name?

For example, a maiden name or a legal name change. We ask this question so we can match your academic records, transcripts and test scores to your application.

☒ No ☐ Yes

When were you born?

Month *

September

Day *

01

Year *

1999

Where were you born? ⁱ

Country *

United States

State *

California

City *

Redwood City

Save & continue

What is your home address? ⁱ

This address is your permanent address. It's most likely where your parents or legal guardians live. If you're an international student, please enter your home country address.

Country *

--select--

Address line 1 *

Example: 1234 Main Street

Address line 2

Example: Apartment, suite, unit, floor, building, etc.

City *

State *

--select--

ZIP code *

Is this where we should send mail?

UC needs your current mailing address to send mail correspondence about the admissions process.

☐ No ☐ Yes

What is your phone number?

We need a phone number in case we have questions about your application. If you don't have a phone number, please provide the number of a neighbor or relative.

☐ I have an international phone number

Phone number *

☐ Home/Other ☐ Cell/Mobile

Do you have an alternative phone number in case we can't contact you?

☒ No ☐ Yes

Can we share your contact information with UC campuses and programs?

If you check this option, you may receive information about admissions tips, updates and reminders from UC campuses (even ones you haven't applied to) and outreach programs. They may contact you before and/or after you've submitted the application.

☐ I authorize the University of California to share my contact information.

Save & continue

About you

Citizenship & residency



* required

What is your country of citizenship? ⓘ

Country *

United States



Do you have a U.S. Social Security number or an Individual Taxpayer Identification Number (ITIN)?

If you apply for financial aid, we use the Social Security number or ITIN you provide to match your application to your Free Application for Federal Student Aid (FAFSA) or California Dream Act application. See 'Help' for more information on the additional uses of the Social Security number.

☐ No ☐ Yes

Are you an enrolled member of an American Indian or Alaska Native tribe (U.S.)?

☐ No ☐ Yes

California residency for admission purposes

It's important for us to know your residency status because UC has different admission criteria for California and non-California residents.

By the time you attend UC, will you have graduated from a California high school? * ⓘ

☐ No ☐ Yes

Save & continue

Residency as
US Citizen or
Permanent
Resident

Residency status:

Undocumented, DACA and/or AB540

What is your country of citizenship? ⓘ

Country *

No Selection



Undocumented, DACA and/or AB540 status may choose
“No selection” for *“Country”*

Do you have a U.S. Social Security number or an Individual Taxpayer Identification Number (ITIN)?

If you apply for financial aid, we use the Social Security number or ITIN you provide to match your application to your Free Application for Federal Student Aid (FAFSA) or California Dream Act application.

☒ No ☐ Yes

Clear

California residency for admission purposes

It's important for us to know your residency because UC has different admission criteria for California and non-California residents.

By the time you attend UC, will you have graduated from a California high school? * ⓘ

☐ No ☒ Yes

By the time you attend UC, will you have attended a California school for three or more years during grades K through 12? * ⓘ

☐ No ☐ Yes

Save & continue

What is your country of citizenship? ⓘ

Country *

Albania



Residency status: Perm. Resident or Non-Immigrant

What will your citizenship status be on the date you submit this application? *

- ☒ Legal U.S. permanent resident (green card) ⓘ
- ☐ Refugee
- ☐ Non-immigrant/foreign visa (you have a visa or will be applying for one)

Do you currently have a U.S. visa? *

- ☒ No ☐ Yes

Which type of U.S. visa will you apply for (or have applied for)? *

Visa type *

Visa type *



Perm. Resident or on
Visa status select:

- *Country of citizenship*
- Your status from the following question

Do you have a U.S. Social Security number or an Individual Taxpayer Identification Number (ITIN)?

If you apply for financial aid, we use the Social Security number or ITIN you provide to match your application to your Free Application for Federal Student Aid (FAFSA) or California Dream Act application.

- ☒ No ☐ Yes

Clear

Save & continue

Country *

Albania

What will your citizenship status be on the date you submit this application? *

- ☐ Legal U.S. permanent resident (green card) ⓘ
- ☐ Refugee
- ☒ Non-immigrant/foreign visa (you have a visa or will be applying for one)

Do you currently have a U.S. visa? *

☐ No ☒ Yes

Current visa type *

F1 - Student

By the time you attend UC, will you have a different visa?

☐ No ☒ Yes

Clear

Planned Visa type *

Visa type *

Do you have a U.S. Social Security number or an Individual Taxpayer Identification Number (ITIN)?

If you apply for financial aid, we use the Social Security number or ITIN you provide to match your application to your Free Application for Federal Student Aid (FAFSA) or California Dream Act application.

☐ No ☒ Yes

Clear

Social Security number or ITIN

Social Security number or IT

Residency Status
for F1 Visa
students

About you

Demographics

Providing demographic information does not affect your chances of admission. We collect demographic information for statistical purposes only. This page is optional. To mark this page as complete, scroll down to the bottom of the page and click "Save & continue."

Ethnicity for U.S. Department of Education

The university is required by the U.S. Department of Education to ask you the following questions.

Do you consider yourself Hispanic or Latino?

Includes persons of Cuban, Mexican, Puerto Rican, South or Central American or other Spanish culture or origin.

☐ No ☐ Yes

Which of the following groups best describes your racial background?

Check all that apply.

- ☐ African American or Black
- ☐ American Indian or Alaska Native
- ☐ Asian
- ☐ Pacific Islander or Native Hawaiian
- ☐ White

Ethnicity / Ancestry for UC

To help us understand the diverse racial and ethnic backgrounds of our students, please tell us which of the following groups best describes your background. Check as many categories as may apply.

Gender and sexual orientation

We're committed to ensuring our campuses are welcoming to all students. As with all other demographic questions, providing your gender identity and sexual orientation is voluntary, optional, and not considered in admission decisions.

Any information you provide in this section will be used for statistical analysis and programmatic purposes only.

How do you describe yourself?

- ☐ Female
- ☐ Male
- ☒ Trans Female / Trans Woman ¹
- ☐ Trans Male / Trans Man ¹
- ☐ Genderqueer or Nonbinary Gender ¹
- ☐ Different Identity

What do you consider yourself to be?

- ☒ Heterosexual or straight ¹
- ☐ Gay or lesbian ¹
- ☐ Bisexual ¹
- ☐ Not listed above

What sex were you assigned at birth, such as on an original birth certificate?

☐ Male ☐ Female

Save & continue

About You.....

About you

Your background



* required

In the next two pages, we want to know about your life outside of the classroom, including your family and background. This information gives us a better understanding of your home environment, and helps us determine if you're eligible for certain programs, scholarships or the application fee waiver.

We'll be asking questions about your family — specifically, their employment, level of education and income — so you may need to ask them for help.

What language did you learn to speak first?*

Language *

English and another langua... ▼

What was the other language?

Other language *

Persian (Farsi) ▼

Please tell us more about yourself

Check all that apply to you: *

- ☐ I am married or in a civil union/registered domestic partnership ⓘ
- ☐ I have children
- ☐ I've been in foster care or am a ward of the court in the United States
- ☐ When I attend UC, I will be a current or former member of the U.S. military
- ☐ None of the above apply to me

Are you a dependent of a U.S. military veteran or service member? ⓘ

☐ No ☐ Yes

Save & continue

About you

Your household



* required

This section helps us get a better understanding of your current living situation.

Your home address

This is the permanent home address you entered on the contact information page. We'll refer to it in the next few questions. [i](#)

4200 Farm hill Blvd.
Redwood City
California 94061

Do you live by yourself?

☐ No ☐ Yes

What was your total income earned in 2021? [i](#)

(Include your spouse's income, if relevant)

We may use this information to help us determine if you're eligible for certain outreach programs, scholarships, and the application fee waiver. This information is not used for financial aid.

Income

\$

.00

How many people were supported by this income? [i](#)

Number of people

Save & continue

Household Info.

Who lives with you at your home address?

Please provide information about your family members who live at this address with you.

☐ Spouse or partner

☐ Child / children

☐ Parents

☒ Other

If there are other family members who live with you, please tell us who they are.

For example: A grandparent or other relative.

Describe other family members*

Describe other family members*

Can enter up to 4
parents

Parent Information

About you

Parent information



* required

This section helps us get a better understanding of your parents.

Parent education level

What is the highest level of education for either of your parents?

Education level

Two-year college/Universit... ▼

Did this parent graduate within the last five years?

☒ No ☐ Yes

Clear

Save & continue

The University of California requires all applicants to complete a Statement of Legal Residence (SLR) to be evaluated for a Residency Classification for purposes of UC tuition. For further explanation, read the full [UC Residence Policy and Guidelines](#) . As UC policy is subject to change during the year, if there are any discrepancies between any Statement of Legal Residence and the Residence Policy and Guidelines, the Residence Policy and Guidelines govern the rules around Residence for Tuition purposes at all times.

The University of California's Statement of Legal Residence is made up of three parts: Physical presence, Intent to remain in California, and Immigration status.

- 1) Physical Presence - You and your parents must be physically present in California for more than 365 days immediately prior to the residence determination date. If you moved to California primarily to attend the University of California or another school, you are ineligible for a Resident classification for tuition purposes.
- 2) Intent to remain in California - You and your parents must have established your intent to make California your permanent home for more than 365 days immediately prior to the residence determination date and must have relinquished ties to any prior place of residence outside of California. Please read the [UC Residence Policy and Guidelines](#) to learn more about how to document your intent to remain in California.
- 3) Immigration status - You and your parents must be citizens or permanent residents of the United States, or be present under a valid I-94 for an eligible visa, and have held that immigration status for more than 365 days prior to the residence determination date.

In some cases, applicants who do not satisfy all three parts above may qualify for a Special Circumstances, Exemption, or Waiver provision (such as an AB 540 nonresident supplemental tuition exemption) and will be asked to submit additional supplemental information at a future date. A full list of exemptions and waivers can be found in the [UC Residence Policy and Guidelines](#) .

Please note: Even if you were previously classified as a resident in another system, you will still need to meet the University of California's classification requirements.

Would you like to be evaluated for California residency for tuition purposes? *

☐ Yes ☐ No

Save & continue

About you

Statement of Legal Residence


No, I do not want to be evaluated for California residency for tuition purposes. *

Select a reason:


- ☐ I am an international student
- ☐ My permanent home is in a state other than California
- ☒ None of the above

☐ By choosing the "No" option, I understand that I will be classified as a nonresident for tuition purposes should I attend a UC school.

Special Circumstances, Nonresident Supplemental Tuition Exemptions, and Tuition Waivers *

There are several exemptions that might allow a non-resident student to still pay California-resident tuition. A full list of exemptions and waivers can be found in the [UC Residence Policy and Guidelines](#) .

Check all that apply.

- ☐ I believe that I qualify for an [AB 540 nonresident supplemental tuition exemption](#)  based on the number of years I have attended school in California.
- ☐ I am a graduate of a California school operated by the Federal Bureau of Indian Affairs.
- ☐ I am an amateur student athlete training at a United States Olympic Center in California.
- ☐ I am a full-time employee, or the child/ dependent spouse/registered domestic partner of a full-time employee of an LLC holding a contract to manage a University of California laboratory, or an employee of the University assigned to work outside of California.
- ☐ I am the child, spouse, or registered domestic partner of a UC faculty member who is on the Academic Senate.
- ☐ I have been living in California under the care of an adult other than my legal parent for a period of two years or more prior to reaching age 19.
- ☐ I have or expect to have a Violence Against Women Act (VAWA) immigration status.
- ☐ None of the above apply to me.

Statement of Legal Residence

We have collected some exemption information from other parts of the application.

Please confirm that the following information is correct:

No, I am not a member of the United States Armed Forces on active duty.

Edit

No, I am not a dependent of a member of the United States Armed Forces on active duty.

Edit

No, I am not and had not been a ward of the court or in foster care in California.

Edit

No, I do not have a T or U Visa.

Edit

No, I do not have nor expect to have Refugee immigration status.

Edit

You must acknowledge the following by checking the boxes below. *

- ☐ I declare under penalty of perjury under the laws governing the State of California that the statements I have provided on this Statement of Legal Residence are, and each of them is, true and correct.
- ☐ I understand that as part of the process to issue a Residency Classification, I may be asked to submit additional documentation or information to a University of California Residence Deputy to supplement my Statement of Legal Residence. Failure to provide the requested information in a timely manner can affect my residence classification. Further, I understand that completion of the Statement of Legal Residence does not guarantee a Resident Classification for UC tuition.

Save & continue

Cancel

Review information "About You"

About you Review



Personal information

[Edit](#)

First / Given name	Transfer
Last / Family / Surname	Center
Preferred first name	soraya
When were you born?	September 01, 1999
Where were you born?	Redwood City, CA United States

Contact information

[Edit](#)

Home address (permanent)

Address line 1	4200 Farm hill Blvd.
City	Redwood City
State	California
ZIP code	94061
Country	United States

Mailing address

Address line 1	4200 Farm hill Blvd.
City	Redwood City
State	California
ZIP code	94061
Country	United States
Primary phone number	(650) 306-3493
Phone type	Home/Other

Citizenship & residency

[Edit](#)

Country of citizenship	United States
By the time you attend UC, will you have graduated from a California high school?	Yes
By the time you attend UC, will you have attended a California school for three or more years during grades K through 12?	No
By the time you attend UC, will you have attended a combination of California high school, California adult school, and/or California Community College for the equivalent of at least three years?	Yes

▼ About you

Personal information ✓

Contact information ✓

Citizenship & residency ✓

Demographics ✓

Your background ✓

Your household ✓

Parent information ✓

Statement of Legal
Residence

Review

> Campuses & majors

> Academic history

> Test scores

> Activities & awards

> Scholarships & programs

> Personal insight

Review & submit

Campuses & majors

UC values



* required

Now that we've learned a little bit about you, we want to tell you about what's important to us — our community and values.

Community principles

We are a community of people from diverse backgrounds, with diverse identities, abilities, and needs. Everything we do is supported and enriched by an atmosphere of positive engagement and a spirit of cooperation and inquiry.

Each UC campus has committed to Principles of Community that reaffirm each individual's right to dignity and civil discourse. We ask you to agree that, if you become part of the UC community, you will seek to maintain a climate of civility and mutual respect.

The following principles serve as a guide and reflect our passion for critical inquiry and our deep commitment to contributing to a better world:

- We place honesty and integrity in our teaching, learning, research and administration at the highest level.
- We respect the differences as well as the commonalities that bring us together.
- We reject acts of discrimination based on race, ethnicity, sex, gender identity, age, disability, sexual orientation, religion, and political beliefs.
- We are committed to ensuring freedom of expression. We celebrate the expression of individuality and diversity within the bounds of courtesy, sensitivity, and respect.

☐ I acknowledge, value, and agree with these guiding principles.*

Save & continue

Campus and Majors

> About you



✓ Campuses & majors

UC values

Term & level

Choose campuses

Choose majors

Review

> Academic history

> Test scores

> Activities & awards

> Scholarships & programs

> Personal insight

Review & submit

Campuses & majors

Term & level



* required

Before you tell us which campuses you're applying to, make sure the information below is correct. You've already answered these questions at the beginning of the application, but now's your chance to check one more time.

I plan to start at the University of California in: ⓘ

Fall Quarter/Semester 2023

My application level is: *

☐ Freshman

I'm currently in high school.

- OR -

I've graduated from high school, but have not enrolled in a regular session (non-summer) at a college or university. ⓘ

☒ Transfer

I've graduated from high school and am enrolled in a regular session (fall, winter or spring) at a college or university. ⓘ

Please select what type of transfer applicant you are based on the number of college/university units you plan to complete before you enroll at UC:

☒ Junior-level transfer

I will complete 60-89 semester units or 90-134 quarter units by the time I enter UC.

☐ Sophomore-level transfer

I will complete fewer than 60 semester units/90 quarter units by the time I enter UC. (There are limited campuses/programs available at this level.)

☐ Senior-level transfer

I will complete 90 semester units/135 quarter units or more by the time I enter UC. (There are limited campuses/programs available at this level.)

☐ Other

I already have a degree (B.A. or B.S.) or I'm not working toward a UC degree.

Save & continue

Campus and Majors: Term and Level

Campus and Majors/ \$70 per application/Non Residents\$80 per campus

Campuses & majors

Choose campuses

Each UC campus has different strengths and unique environments. Applying to more than one campus will increase your chances of being admitted to UC and finding a campus that's right for you.

There is an application fee of \$70 per campus, which you'll pay once you submit your application.

You may qualify for a fee waiver which will allow you to apply up to four campuses for free. Make sure you've completed your family's income and size on the [Your household](#) page. YOUR ESTIMATED COST: \$210

Save & continue

Campuses & majors

Choose campuses

Each UC campus has different strengths and unique environments. Applying to more than one campus will increase your chances of being admitted to UC and finding a campus that's right for you.

There is an application fee of \$70 per campus, which you'll pay once you submit your application.

You may qualify for a fee waiver which will allow you to apply up to four campuses for free. Make sure you've completed your family's income and size on the [Your household](#) page. YOUR ESTIMATED COST: \$0

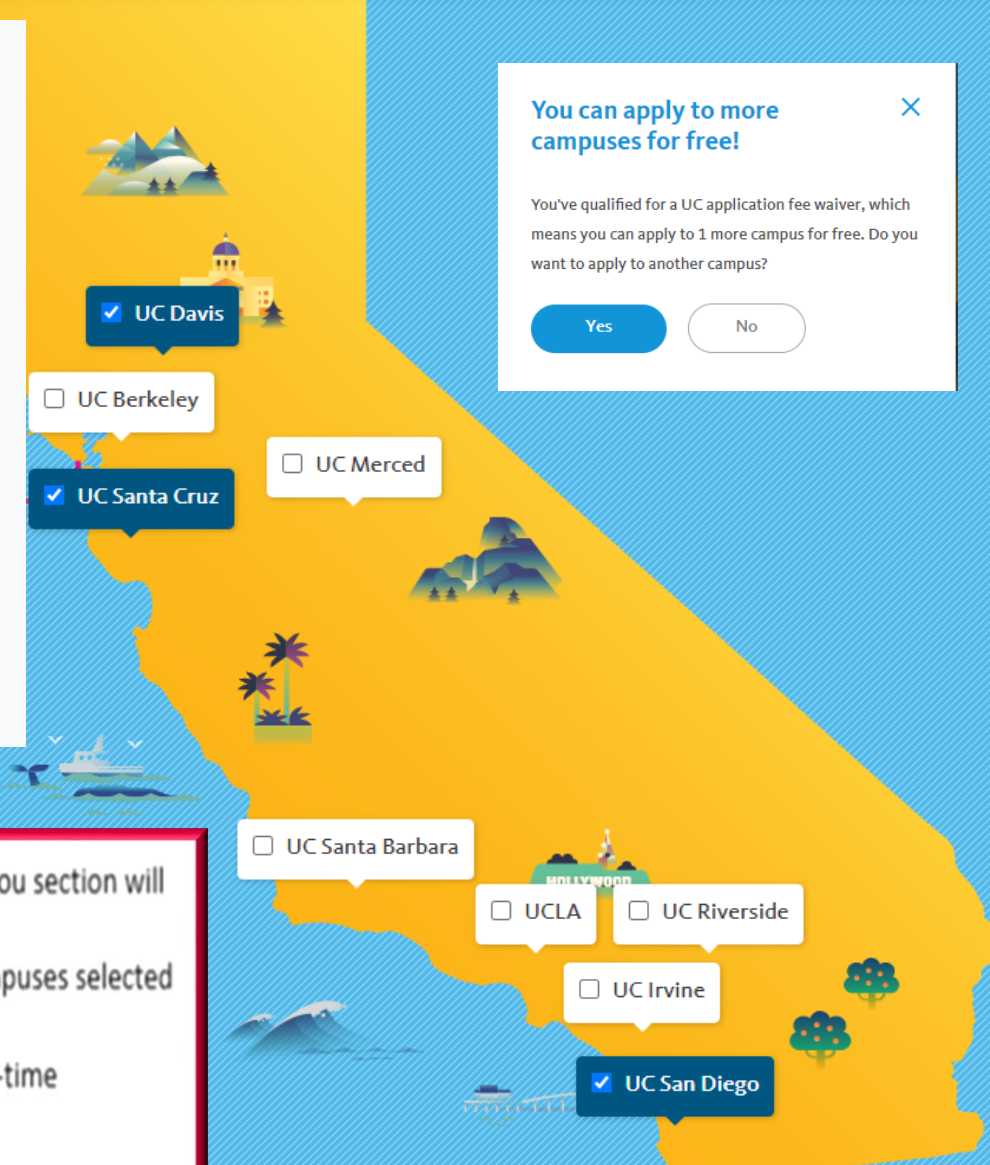
Save & continue

You can apply to more campuses for free!

You've qualified for a UC application fee waiver, which means you can apply to 1 more campus for free. Do you want to apply to another campus?

Yes

No



- Applicants who've entered their family size and income in the About you section will see if they've qualified for an application fee waiver on this page.
- The estimated costs based on fee waiver eligibility and number of campuses selected is calculated for the applicant to see here.
- Even if the applicant didn't qualify for a fee waiver, they will see a real-time application fee calculator as they select their campuses.

Campuses & majors

Choose majors



You'll need to choose a major for each campus you're applying to.

If you're a freshman applicant and aren't sure what you want to major in yet, you can choose "Undecided" or "Undeclared."

What's an alternate major?

An alternate major is your second-choice major. Although choosing an alternative major is optional, it's a good idea to select one if it's available at the campus you're applying to. If a campus is unable to offer you a place in your primary major, they may consider you for your alternate major.

Campus *	Major *	Alternate major
UC Davis	Choose major	Choose alternate major
UC San Diego	Choose major	Choose alternate major
UC Santa Barbara	Choose major	Choose alternate major
UC Santa Cruz	Choose major	Choose alternate major

Campus and Majors

UC San Diego college ranking *

If you're accepted into UC San Diego, you'll be assigned to one of eight colleges on campus. These colleges are residential neighborhoods on campus with their own residence facilities, staff and general education requirements.

On the next page, you'll be asked to rank the colleges in order of your preference.

Keep in mind: Your rankings will not affect the evaluation of your application - you're not applying to the individual colleges (you're applying to the university). Also, college assignments are not based on major. You'll be able to access the full range of available majors regardless of college assignment.

Click the button below to rank the colleges.

[Rank colleges](#)[Save & continue](#)[Edit campuses](#)

Ranking UC San Diego Colleges


Campuses & majors

Rank colleges



* required

UC San Diego college ranking *

When we ask you to "rank" the colleges, we're asking you to state your preference for college assignment, should you be offered admission to San Diego. [Learn more about UC San Diego's college system.](#) 

Your rankings will **not** affect the evaluation of your application or your major selection.

Instructions: To re-order the list below, select a college and drag and drop it into a new position. You can also click on the arrows to reposition the colleges. Transfer applicants should not place 7th College at the top of their college rankings.



Rank	College		
1	Earl Warren College	▼	
2	Eleanor Roosevelt College	▼	▲
3	John Muir College	▼	▲
4	Revelle College	▼	▲
5	Seventh College	▼	▲
6	Sixth College	▼	▲
7	Thurgood Marshall College		▲



Browse by: [Category](#) | [College](#)

☐ show closed majors

List of majors

› **Agriculture, Natural Resources and Environmental Studies**

› **Art - Applied, Fine, Performing and Art History**

› **Biological and Life Sciences**

› **Business and Management**

› **Engineering and Computer Science**

› **Ethnic and Area Studies**

› **Foreign Language and Literature**

› **Health Professions**

› **Humanities**

› **Mathematics**

› **Physical Sciences**

› **Social Sciences**

Save & continue

Cancel

▼ Social Sciences

Anthropology, B.A.

Major

Alternate major

Cognitive Science, B.S.

Major

Alternate major

Economics, B.A.

Major

Alternate major

Economics/Mathematics, B.A.

Major

Alternate major

Global Economics, B.A.

Major

Alternate major

History, B.A.

Major

Alternate major

Psychology, B.A.

✓ Major

Alternate major

Transfer applicants must meet special requirements for admission to the major.

Alternate Major

Campuses & majors

Choose majors



* required

You'll need to choose a major for each campus you're applying to.

If you're a freshman applicant and aren't sure what you want to major in yet, you can choose "Undecided" or "Undeclared."

What's an alternate major?

An alternate major is your second-choice major. Although choosing an alternative major is optional, it's a good idea to select one if it's available at the campus you're applying to. If a campus is unable to offer you a place in your primary major, they may consider you for your alternate major.

Campus *

Major *

Alternate major

UC Santa Cruz

Psychology, B.A.

[Edit](#) | [Delete](#)

Choose alternate major

Save & continue

Edit campuses



Review Campus and Major

UC values			Edit
UC values	Accepted		

Level			Edit
Term	Winter 2020		
Level	Junior		

Choose campuses			Edit
UC Santa Cruz			
Estimated cost: \$70			

Choose majors			Edit
Campus	Major	Alternate major	
UC Santa Cruz	Psychology, B.A.	Alternate major not selected.	

Continue to "Academic history"



Academic history

Introduction



To evaluate your application, we need to know all the colleges you have attended or will attend before enrolling at UC, as well as your coursework and grades.

In addition, we would like to know the last high school you attended.

[Continue](#)

Academic history

Transfer Admission Planner



Academic History - UC TAP

If you have entered your school and coursework information in the UC Transfer Admission Planner (TAP) and indicated you plan to apply to UC for Winter Quarter/Spring Semester 2020, your information may be available for import into your UC application.

Please enter the login ID and email address used for your TAP account and click on "Import Data from TAP" to copy your information. This will delete all previously entered academic history information.

Click "Save & continue" if you do not have a TAP account.

TAP login ID

TAP email address

☐ My UC TAP email address is the same as my UC application email address

Import data from TAP

Save & continue

Students who completed UC TAP
may use this page to import the academic history
information from TAP to the UC application

Entering High schools attended

Academic history

Last high school attended



* required

To evaluate your academic record, we need to know the last high school you attended.

Add high school

Where did you attend high school? *

☒ In California ☐ U.S. Outside California ☐ Outside the U.S.

Search for school

Enter school name, city, or school code. 

Woodside


Search

Search results for: WOODSIDE

Showing 1 to 3 of 3 entries

School Name	City	School Code	
WOODSIDE HIGH SCHOOL	WOODSIDE	053808	<button>SELECT</button>
WOODSIDE INTERNATIONAL SCHOOL	SAN FRANCISCO	053044	<button>SELECT</button>
WOODSIDE PRIORY SCHOOL	PORTOLA VALLEY	052527	<button>SELECT</button>

Can't find your school?

- Make sure you have selected the correct location (In California, Outside California or Outside the U.S.)
- Check for any misspellings.
- Try entering just the unique words in the school name leaving out words such as high school, academy, charter, saint or abbreviated words like ST and HS.
- Use the [College Board](#)  site to search for your school code.
- You can also manually enter your school information.

Manually enter school

High School Information to report:

Name

attendance dates

graduation date

Type of document you received

WOODSIDE, CA

School code: 053808

When did you attend this high school? *

	Month *	Year *
Start date:	Month * ▾	Year * ▾
End date:	Month * ▾	Year * ▾

Degree, diploma, or certification received.

None ▾

When did you receive your degree, diploma or certification?

Month	Year
Month ▾	Year ▾

International Experience

Did you attend school outside the United States for any other part of high school/secondary school? *

Exclude high school summer session or American International or Department of Defense High School.

☐ No ☒ Yes

What was the language of instruction? *

Language * ▾

High school Information

Review of High School Information

Academic history

Last high school attended



* required

To evaluate your academic record, we need to know the last high school you attended.

WOODSIDE HIGH SCHOOL
WOODSIDE, CA

Delete

Edit

School code:	053808
Attended:	August 2014 - June 2017
Degree, diploma or certificate:	High/Secondary School Diploma
Date received or to be received:	June 2017
Attended part of high school/secondary school outside U.S.:	No

Save & continue

Colleges Attended

Academic history

Colleges



* required

Enter all colleges you have attended, regardless of how long you attended, whether courses were completed or whether you believe your record will affect your chances for admission.

Providing incomplete or incorrect information may jeopardize your UC admission or enrollment.

Add college

Adding Colleges Attended

Use your transcript from each campus to report your college information

Find college



* required

You'll need to add information about each college you attended, one at a time.
First, tell us where your college is located and enter the name of your college.

Where did you attend college? *

☒ In California ☐ Outside California (in the U.S.) ☐ Outside the U.S.

Search for college

Enter college name, city or college code.

Canada College

Search

Search results for: Canada College

Showing 1 to 1 of 1 entries

School Name	City	State	Code	
CANADA COLLEGE	ALL LOCATIONS	CA	004109	SELECT

Can't find your college?

- Make sure you have selected the correct location (In California, Outside California or Outside the U.S.)
- Check for any misspellings.
- Try entering just the unique words in the college name, leaving out words such as college, university, saint or abbreviated words like ST and STA.



* required

College Information

CANADA COLLEGE, 004109-3
ALL LOCATIONS, CA

School code: 004109-3

When did you attend this college? *

	Month	Year
Start date:	August ▼	2017 ▼
End date:	May ▼	2021 ▼

Is this your current or most recent college? *

☐ No ☒ Yes

What is this college's grading system?

All CA Community Colleges use A B C D F grading system which include all letter grades, credit/no credit, pass/no pass, incomplete, withdraw, academic renewal, in progress and planned grades.

☒ A B C D F

During your attendance, did the college's term system (quarter or semester) change? *

☒ No ☐ Yes

Information you need to report:

- Name and location
- Attendance dates
- Grading System
- Type of System
- All courses completed and attempted

College Information

During your attendance, did the college's term system (quarter or semester) change? *

☒ No ☐ Yes

What is this college term system? *

Semester

Please select all the terms when you were enrolled at this college.

☐ Summer 2017

☐ Fall 2017

☐ Spring 2018

☐ Summer 2018

☐ Fall 2018

☐ Spring 2019

☐ Summer 2019

☐ Fall 2019

☐ Spring 2020

☐ Summer 2020

☐ Fall 2020

☐ Spring 2021

What level of degree, diploma, or certification did you receive or will be receiving?

Associate for Transfer (AA-...

What is your AA-T or AS-T degree major?

Business Administration

When did you receive, or will be receiving, your degree, diploma or certification?

Month *

May

Year *

2022

Save & continue

Cancel

Academic history

Colleges



* required

Enter all colleges you have attended, regardless of how long you attended, whether courses were completed or whether you believe your record will affect your chances for admission.

Providing incomplete or incorrect information may jeopardize your UC admission or enrollment.

To review
and/or Edit
College
Information

CANADA COLLEGE
ALL LOCATIONS, CA

Delete

Edit

College code: 004109

Grading system: A B C D F

Attended: August 2017 - December 2019

Current or most recent college: Yes

Term system changed: No

Term system: Semester

Enrolled terms:
Fall 2017
Spring 2018
Fall 2018
Spring 2019
Fall 2019

Degree, diploma or certificate: Associate for Transfer (AA-T, AS-T)

Degree Major: Psychology

Date received or to be received: December 2019

Add college

I've finished adding colleges

Enter Courses Under Each Term

Academic history

College courses & grades



* required

Please report all term information below, including if you did not enroll for a specific term.

CANADA COLLEGE
ALL LOCATIONS, CA
College codes: 004109

Grading system: A B C D F
Term system: Semester

Edit

Fall 2017

Enter courses & grades

Spring 2018

Enter courses & grades

Fall 2018

Enter courses & grades

Spring 2019

Enter courses & grades

Summer 2019

Enter courses & grades

Fall 2019

Enter courses & grades

Spring 2020

Enter courses & grades

Fall 2020

Enter courses & grades

Spring 2021

Enter courses & grades

Continue

Under each campus you attended, you must:

- Declare the terms attended
- Enter all courses listed on your transcript for each term

▼ **Astronomy**

Dept	Course No.	Course Title	Units	Grade
<input checked="" type="checkbox"/> ASTR	100	Introduction to Astronomy	3	C+ ▼
<input type="checkbox"/> ASTR	101	Astronomy Laboratory		

> **Biology**

> **Business/Office Technology**

> **Computer Business Office Technology**

> **Chemistry**

> **Computer Information Science**

> **Communication Studies**

> **Career and Personal Development**

> **Dance**

> **Drama**

> **Early Childhood Education**

> **Economics**

> **Education**

▼ **English**

Dept	Course No.	Course Title	Units	Grade
<input checked="" type="checkbox"/> ENGL	100	Reading and Composition	3	A- ▼

Adding
College Courses

▼ **Psychology**

Dept	Course No.	Course Title	Units	Grade
<input checked="" type="checkbox"/> PSYC	100	General Psychology	3	A ▼
<input type="checkbox"/> PSYC	106	Psychology of Prejudice and Discrimination		
<input type="checkbox"/> PSYC	200	Developmental Psychology		
<input type="checkbox"/> PSYC	205	Social Science Research Methods		
<input checked="" type="checkbox"/> PSYC	300	Social Psychology	3	B ▼
<input type="checkbox"/> PSYC	340	Introduction to Human Sexuality		
<input type="checkbox"/> PSYC	410	Abnormal Psychology		

> **Sociology**

> **Spanish**

> **Physical Education - Team Sports**

> **Physical Education - Intercollegiate Sports**

☐ I don't see my courses.

Save & continue

Cancel

.....Adding
College Courses

CANADA COLLEGE
ALL LOCATIONS, CA
College code: 004109

Grading system: A B C D F
Term system: Semester

Edit

Fall 2017

Delete

Edit

Dept.	Course No.	Course Title	Units	Grade
ASTR	100	Introduction to Astronomy	3.0	C+
ENGL	100	Reading and Composition	3.0	A-
MATH	200	Elementary Probability and Statistics	4.0	B
PSYC	100	General Psychology	3.0	A
PSYC	300	Social Psychology	3.0	B

Spring 2018

Delete

Edit

Dept.	Course No.	Course Title	Units	Grade
BIOL	110	Principles of Biology	4.0	B-
ENGL	110	Composition, Literature and Critical Thinking	3.0	A-
HIST	202	U.S. History from 1877 to the Present	3.0	C+
PSYC	205	Social Science Research Methods	3.0	A
SOCI	100	Introduction to Sociology	3.0	A

Fall 2018

Enter courses & grades

Spring 2019

Enter courses & grades

Fall 2019

Enter courses & grades

Save & continue

Review of the Course Entries

Under the review of academic history you may update/edit each term by clicking on the “edit” button.

Minimum Requirements

Minimum requirements

To do

Transferable college courses

Prior to transfer, you need to complete the 7-course pattern. If these courses are completed with grades of C or better, you will fulfill the transferable college course requirement.

College / University English Composition

Dept	Course No.	Course Title	Grade	Status
ENGL	100	Reading and Composition	A-	Completed
ENGL	110	Composition, Literature and Critical Thinking	A-	Completed

College / University Mathematics

Dept	Course No.	Course Title	Grade	Status
MATH	200	Elementary Probability and Statistics	B	Completed

After entering all your coursework:

- You will ask if you have completed IGETC
- Show UC minimum admission requirements
- UC Transferrable courses

Minimum Requirements

College / University English composition

Prior to transfer, will you complete two transferable college courses in English composition (not including English as a second language courses)?

What is the status of the first course? *

- ☐ In progress
- ☐ Planned
- ☒ None planned / not completed
- ☐ Completed with a grade of C or better

The AP English Language & Composition exam or AP English Literature & Composition exam with a score of 3, 4 or 5 can be used to fulfill 1 of the 2 English composition requirements. You can enter your AP exam scores in the "Test scores" section.

After entering all your coursework:

It will select the option of not in-progress or planned for the minimum admission courses requirements, if they are not reported

Additional Information

Academic history

Additional information



* required

Have you ever been on academic probation? *

☐ No ☒ Yes

Are you now or have you ever been on academic probation at any school other than a University of California campus? *

☐ No ☒ Yes

List school names *

List school names *

UC Transfer Pathway

If you followed a [UC Transfer Pathway](#) ☒ and completed all of the Pathway course expectations for your intended major, please indicate which Pathway.

-- select --

Clear

-- select --

Clear

[Add Another UC Transfer Pathway](#)

California State Student ID number

If you know your California State Student ID, please enter it below. Your CA SSID can be found on your high school transcripts. If you need help finding it, please contact your high school counselor.

CA SSID Number

CA SSID Number

- Academic Status
- UC Pathway
- California ID Number
- Additional comments

Additional comments

If there's anything else you want us to know about your academic history, you can do so in the space below. But remember, you should use this space only if you want to describe anything that you have not had the opportunity to include elsewhere in this section (for example: a break in attendance, poor grades in a particular course or year, specific information about your school environment or policies that affect your academic record or choices for classes).

International applicants: If you selected Other as your school's grading system, please explain the grading system here.

550 characters remaining

Save & continue

Entering Test Scores

College Board Advanced Placement (AP) Examinations

AP exams are not required for admission to UC, but if you have taken or plan to take any AP exams, you can report them on this page.

Do you have any AP exams (planned or completed) to report? *

☒ Yes ☐ No

Add AP exam

You can enter your AP exams (including those that you're planning on taking) one at a time by clicking the "Add AP exam" button below. You'll be able to enter information about each individual AP exam in the follow-up questions. When you have finished entering all of your scores, click "Save & continue."

Add AP exam

Save & continue

▼ Test scores

AP exams

IB exams

TOEFL or IELTS

International exams

Review

Entering Exams

Please remember:

- Record your scores exactly as they were reported by the testing agency.
- If you have taken an exam more than once, record your highest overall score.

Is this exam completed or planned? *

☒ Completed ☐ Planned

When did you take this exam? *

Month *

January

Year *

2016

Which exam did you take? *

AP exam *

Spanish Language/Languag...

Have you received your score yet? *

☒ Yes ☐ No

What was your score? *

4

Save & continue

Cancel

Review the Entry of exams

Reported AP exams

Exam name	Date taken	Score	Planned date
Spanish Language/Language and Culture	01/2016	4	

Delete

Edit

Add AP exam

You can enter your AP exams (including those that you're planning on taking) one at a time by clicking the "Add AP exam" button below. You'll be able to enter information about each individual AP exam in the follow-up questions. When you have finished entering all of your scores, click "Save & continue."

Add AP exam

Save & continue



AP exams				Edit
Exam name	Date taken	Score	Planned date	
Spanish Language/Language and Culture	01/2016	4		Edit

IB exams				Edit
I have no test score information to report				

TOEFL or IELTS				Edit
I have no test score information to report				

International exams				Edit
I have no test score information to report				

Review
All
Exam
Entries

Activities and Awards

Activities & awards

Add activities & awards



You've told us what you did inside the classroom, and now you'll have the opportunity to tell us about what you're most proud of outside the classroom. We're looking for quality, not quantity — which means that even though you'll have room to tell us about 20 activities and awards, make sure to focus on the ones that are most important to you. Choose experiences that demonstrate commitment, responsibility, leadership, and most of all, genuine interest.

Add an activity or award

I have no activities or awards to report

- There is no limit per category
- You can list up to total of 20 activities and awards.
- Recommended to list activities and awards from college experiences, rather than high school.
- It's not necessary to fill up all 20 spaces

Activities & awards

Add activities & awards



* required

You can enter your activities and awards one at a time. First, select a category from the dropdown menu below. Once you've selected a category, you'll be able to tell us more about the activity or award in the follow-up questions.

Description of categories

Award or honor: We want to know about the awards and honors you've received that mean the most to you.

Educational preparation programs: Any programs or activities that have enriched your academic experiences or helped you prepare for college. ⓘ

Extracurricular activity: These could include hobbies, clubs, sports and anything else you haven't had the chance to tell us about.

Volunteering / Community service: These are activities you've donated time and effort to without getting paid.

Work experience: This is for telling us about any paid jobs or paid internships you've had. ⓘ

Activity/Award [1]

Category*

-- select --



Save & continue

Cancel

Entering
awards
and
Activities

Entering Awards

Activities & awards

Add activities & awards

You can enter your activities and awards one at a time. First, select a category from the dropdown menu below. Once you've selected a category, you'll be able to tell us more about the activity or award in the follow-up questions.

Description of categories

Award or honor: We want to know about the awards and honors you've received that mean the most to you.

Educational preparation programs: Any programs or activities that have enriched your academic experiences or helped you prepare for college. [i](#)

Extracurricular activity: These could include hobbies, clubs, sports and anything else you haven't had the chance to tell us about.

Volunteering / Community service: These are activities you've donated time and effort to without getting paid.

Work experience: This is for telling us about any paid jobs or paid internships you've had. [i](#)

Activity/Award [1]

Category*

Educational preparation program 

What was the program name? *

Other 

Program Name *

EOPS

Briefly describe the program. *

Think about the program's main focus, your experience, and what you accomplished and learned while participating in the program.

Supporting full-time low income Students

459 characters remaining

When did you participate in the program? *

If you participated in the program during the summer, select the grade you were in before that summer.

- ☐ 9th grade
- ☐ 10th grade
- ☐ 11th grade
- ☐ 12th grade
- ☒ After 12th grade

How many months/years after 12th grade did you spend on this program? *

Number of Years *

Number of Months *

How much time did you spend in the program? *

Hours spent per week:

Weeks spent per year:

Entering
awards
and
Activities

Save & continue

Cancel

Summary of the Activities

Activities & awards

Review



Activities/Awards

[Edit](#)

1. Educational preparation program

[Edit](#)

Program name

EOPS

Program description

Supporting full-time low income Students

Grade participation

After 12th grade for 2 years

Time commitment

4.0 hours per week



8.0 weeks per year

[Continue to "Scholarships & programs"](#)

Scholarships & programs

Apply for scholarships

You can apply to a number of UC scholarships (that means free money) right here in the application. The scholarships listed below are awarded to students with specific backgrounds, academic interests or career objectives. If you don't see any categories that are relevant to you, don't worry. In addition to these scholarships, each campus and many alumni associations award a variety of scholarships that recognize students' achievement and potential.

You'll also need to file a [Free Application for Federal Student Aid \(FAFSA\)](#)  or a [California Dream Act Application](#)  (if you're an undocumented student) to be considered for every type of financial aid possible, including the scholarships listed below. International students should not file these.

Click on a category to view the list of scholarships and check the boxes for the scholarships that you'd like to apply to.

[Expand All](#)

› Academic major or interest

› Affiliation with group, program or organization

› Ancestry and descendants

› Career plans

› Ethnicity, national origin or religion

› Health / disabilities

› School or geographic affiliation

› Transfer students

Save & continue

Scholarship and Programs

- There is no limit for scholarships & programs.
- You will see only those scholarships and programs that are available at the campus(es) you selected.
- You can apply for as many scholarships for which you qualify.

Scholarships & programs

Support programs

UC offers an array of programs and services designed to help every student have a fulfilling college experience.

While we encourage you to explore all of our programs, you have an opportunity to express interest in one of our programs, the Educational Opportunity Program (EOP), right here in the application.

If you're interested in EOP, check the box below and answer the follow-up questions.

☒ Educational Opportunity Program (EOP)

EOP and similar campus programs provide assistance through mentorship, academic programs, financial assistance, counseling/advising, and other campus support services to those who are first-generation college students, and/or from low-income and educationally disadvantaged backgrounds. EOP serves students from all ethnic backgrounds, and is open only to California residents and to American Indians from any state.

Why are you interested in EOP? *

240 characters remaining

Support Programs

Save & continue

Summary of Scholarship and Programs

Scholarships & programs Review



* required

Scholarships

Edit

School or geographic affiliation

- Graduate of the Sequoia Union School District, preferably from Menlo-Atherton High School

Transfer students

- Osher Foundation Scholarship for students transferring from a California Community College, who show academic promise and a commitment to obtaining a baccalaureate degree

Support programs

Edit

None selected.

Continue to "Personal insight"

Personal Insight Questions

There are 4 Questions to answer:

- First question is required to be answered by all transfer Students:
Please describe how you have prepared for your intended major, including your readiness to succeed in your upper-division courses once you enroll at the university?
- Select and answer any 3 questions out of 7 additional questions

<http://admission.universityofcalifornia.edu/how-to-apply/personal-questions/transfer/index.html>

The response to each question is limited to maximum of 350 words

The Purpose of the “Personal Insight Questions”

This for students to express themselves by talking about:

- Their unique personalities and traits
- Accomplishments
- How they face challenges and opportunities
- How they impact their communities (on and off campus)

Personal Insight Questions -Tips

- Compose the responses outside of the application
- Start early, get feedback, and revise
 - Request feedback from teachers, counselors, parents and/or friends
- Define your motivation in topics that you are passionate about
- Avoid common mistakes

Note: Decisions are never made on the personal statement alone

Personal Insight Questions

Personal insight

Introduction

The personal insight questions are about getting to know you better — your life experience, interests, ambitions and inspirations. Think of it as your interview with the admissions office. Be open. Be reflective. Find your individual voice and express it.

There are no right or wrong answers to these questions. They are about you and your life thus far.

A few tips:

- Present your information and ideas in a focused, thoughtful manner. Making a list of accomplishments, activities, awards or work will lessen the impact of your words.
- Use specific, concrete examples to support the points you want to make. Focus your examples on the present and near past.
- Tell us about yourself. We want to know about your personal triumphs or challenges, leadership opportunities and experiences outside the classroom.
- Use your own voice. Your answers should reflect your ideas and be written by you alone. Use "I" and "my" statements in your responses.
- Try to relax. There are many pieces of information we consider in reviewing your application; an admission decision will not be based on your responses alone.

Personal Insight Questions

Personal insight

Personal insight questions



Once you answer all questions, you also have an option to email your answers.

You'll need to answer 4 questions: One question is required, and 3 are your choice.

We realize that not all questions apply to all applicants, so be sure to select the 3 questions that you believe give us the best information about you.

All 8 questions are given equal consideration in the application review process. Responses to each question should be between 250-350 words.

Personal insight questions

Want a copy of the personal insight questions emailed to you? It's a good idea to work on these before you enter them in the application.

Email questions

Mandatory Question

Please answer the required question

Please describe how you have prepared for your intended major, including your readiness to succeed in your upper-division courses once you enroll at the university.

Answer

Please answer any 3 questions below

1. Describe an example of your leadership experience in which you have positively influenced others, helped resolve disputes, or contributed to group efforts over time.

Answer

2. Every person has a creative side, and it can be expressed in many ways: problem solving, original and innovative thinking, and artistically, to name a few. Describe how you express your creative side.

Answer

3. What would you say is your greatest talent or skill? How have you developed and demonstrated that talent over time?

Answer

4. Describe how you have taken advantage of a significant educational opportunity or worked to overcome an educational barrier you have faced.

Answer

5. Describe the most significant challenge you have faced and the steps you have taken to overcome this challenge. How has this challenge affected your academic achievement?

Answer

6. What have you done to make your school or your community a better place?

Answer

7. Beyond what has already been shared in your application, what do you believe makes you stand out as a strong candidate for admissions to the University of California?

Answer

Save & continue

Additional Questions

Personal insight

Additional comments



* required

If there's anything else you want us to know about you, now's your chance. But remember, you should use this space only if you want to describe anything that you have not had the opportunity to include elsewhere in the application. This shouldn't be an essay, but rather a place to explain unusual personal or family circumstances, or anything that may be unclear in other parts of the application.

Additional Comments

550 words remaining

Save & continue

“Additional Comments”

Use the space provided to describe a situation (personal or academic) that needs further explanation and not fully captured elsewhere in the application.

This is NOT a continuation of the Personal Insight Questions.

Review Personal Insight Question Section

Personal insight Review



Introduction	To do
Personal insight questions	To do
Additional comments	To do

Continue to "Review & submit"

Review & submit

Here's your chance to review all of the information you've entered in the application. If you've skipped or missed any required questions, you'll see a "To do" button next to the page below.

Before you submit your application, you should review all the pages and sections below, even if they are marked as complete (indicated with a checkmark). Remember, we want to learn as much about you as possible—so it's a good idea to fill out as much as you can and review all the information you'll be sharing with us.

Winter quarter/spring semester 2020

[Expand all](#)

[Print version](#)

> About you



> Campuses & majors



> Academic history

> Test scores

> Activities & awards

> Scholarships & programs

> Personal insight

[Start submission](#)

To Review and Submit

Completeness Check

Once you have completed all the required sections, the next steps are part of the submission path.

- The first step is the Academic Review:
 - Check the completeness, and accuracy, and the requirements according
- The units reflected in the completeness check do NOT include any potential units from AP, IB, or A-level exams.
- If you know that you will have at least the 60 semester/90 quarter unit minimum with exam credit, you can confirm that the number of units is correct

Academic Review

Check for completeness and accuracy

Academic review

* required

We want to do one last check to make sure your academic information is accurate.

If you have missing coursework or gaps in education, you'll need to confirm the information is correct before you can continue with the submission process.

Verify units and applicant level

Junior-level transfer students must have a minimum of 60 semester units or 90 quarter units.

Based on the information you provided in "Academic history," the number of units you reported (57 semester/BS.5 quarter units) does not meet the minimum required for the level you selected.

If you think this is incorrect, click on the button below to return to "Academic history" to edit your courses. Otherwise, please check the box below to confirm your courses are accurately reported.

Edit in "Academic history"

☒ I confirm that I have reported the correct number of units. *

Save & continue

Back

Academic Review

Gap in education

Your academic history indicates you skipped a grade level and there's a gap of over 5 months during your college education. Please use the space below to briefly explain the reason for this skipped grade and this gap, and what you did or plan to do during that time. If this is incorrect, you can edit your information by clicking the "Edit" button below.

Edit "Academic history"



240 characters remaining

BILLING SUMMARY AND FEE WAIVER

Selected campus	Fee
Berkeley	\$ 70.00
Davis	\$ 70.00
Los Angeles	\$ 70.00
San Diego	\$ 70.00
Subtotal	\$ 280.00
Fee waiver	- \$ 280.00
Total due	\$0.00

Fee waiver

You've qualified for a UC application fee waiver.

The fee waiver allows you to apply to up to four campuses for free.

Would you like to accept the fee waiver? *

☒ Yes ☐ No

We've applied your fee waiver to your campus selections.

Submit application for UC admissions

Before proceeding you must agree to the following:

- ☒ I reviewed my application in its entirety, and made all necessary updates and corrections. I understand that I won't be able to change most of the information in my application once I submit it. I am ready to pay and submit.

Submit my application

Submission Confirmation

GOOD JOB!

Name, you did it! You've successfully submitted your UC application! Before you leave, make sure to review the information below about your payment and what steps to take after you submit.

Submission confirmation

Here's a summary of your application and fees. Please print a copy of your submission confirmation and your application using the buttons below. You'll want to keep both of these documents for your records. You will also receive an email at f21frResR0152@uccv.edu with this information.

Selected campus	Fee
Berkeley	\$ 70.00
Santa Barbara	\$ 70.00
Total paid	\$ 140.00

Application ID: 0000000

Date submitted: 08/03/2020

Payment method: Credit Card

Confirmation ID: 5964935972986641003005

IMPORTANT!

- Application ID
- Date submitted
- Payment method

Releases & Signature

Release authorizations

If you agree with a statement below, check the box next to it. These conditions are all optional and not agreeing will not affect your admission to the university. Not agreeing with a condition may have other consequences, so please read each one carefully. You may log back in to your application at any time to change these preferences.

- ☐ I authorize the University of California to release application information, including copies of my application and test scores, to outside agencies that award scholarships.

Without this authorization, your application will not be shared with outside agencies that provide scholarships.

- ☐ I authorize the University of California to release biographical information from my application (including information regarding my ethnicity and sexual orientation) to recognized UC organizations and alumni groups that may wish to contact me before and after admission decisions are made.

- ☐ I authorize the University of California to release to my school or college counselor/counseling office (or sponsoring agency) information regarding my application, including test scores, transcripts and other supporting documents, as they relate to my admission and scholarship status.

If you do not check the box, UC may not inform your school or counselor whether you have applied or been admitted.

- ☐ I authorize the University of California to release to my parents/legal guardian or spouse information regarding my application, including test scores, transcripts, and other supporting documents, as they relate to my admission and scholarship status.



Without this authorization, information regarding your application will not be disclosed to your parents/legal guardian or spouse. For example, if you do not check the box, they cannot inquire about the receipt of your application, transcripts or other supporting documents, nor inquire about the status of your application.

Electronic signature and Statement of Integrity *

By submitting this application, you authorize the University of California to release application information, including copies of your application and test scores, to any UC campus for admission or scholarship consideration.

[View Statement of Integrity \[PDF\]](#) 

- ☐ I certify that my application and all information submitted during the admission process — including my academic record, personal statement, awards, activities, and supporting materials — are my own work, factually true and correct, and honestly presented. I understand that I am responsible for the accuracy of the application and that the University of California may verify the information.

I further understand that withholding information or giving false information or other misconduct prior to enrollment as described in the [UC Policy on Student Conduct and Discipline \(http://policy.ucop.edu/doc/2710530/PACAO5-100\)](http://policy.ucop.edu/doc/2710530/PACAO5-100)  and [UC Policy on Sexual Violence and Sexual Harassment \(http://policy.ucop.edu/doc/4000385/SVSH\)](http://policy.ucop.edu/doc/4000385/SVSH)  may be cause for denial of admission, withdrawal of an admission offer, registration cancellation, expulsion, or revocation of a University of California degree.

After You Submit

There are few things you can do/update post-submission:

- Complete TAU- All fall transfer applicants will still be required to submit a Transfer Academic Update (TAU) in January
- The priority deadline to submit the TAU is always January 31st
- Add a campus choice (if campuses are still open)
- Pay an application fee(s)
- Update personal information
- Update test scores
- Update release authorizations

Resources

UC Admissions Home Page

admission.universityofcalifornia.edu/

How to Apply

admission.universityofcalifornia.edu/how-to-apply/index.html

Online Application

admissions.universityofcalifornia.edu/applicant/login.html

Help Desk

ucinfo@applyucsupport.net

1-800-207-1710 (U.S. only)

(925) 298-6856 (outside U.S.)

UC Application Center

P. O. Box 1432

Bakersfield, CA 93302



Transfer Center Staff



Soraya Sohrabi
Transfer Program
Supervisor/Counselor
Sohrabi@smccd.edu
306-3493



Gloria Darafshi
Transfer Counselor/
Articulation Officer
darafshi@smccd.edu
(650)306-3479

To schedule an appointment

Contact the **Welcome Center:**
[650-306-3452](tel:650-306-3452)

or

Leave a message at the
Transfer Center: [650-306-3494](tel:650-306-3494)

or

Log into [SMCCD.onelogin.com](https://smccd.onelogin.com)

1. Select "Student Success Link"
2. Select "My Appointments"
3. Click the blue "Schedule an Appointment"
4. Select the Counselor you would like to meet with

