

Logging In to Canvas, Student Email & WebSmart

How to Login to WebSmart

1. Go to the SMCCCD Student Portal at <https://my.smccd.edu/>
2. If you already know how to login to WebSMART and your student email login information, [skip to #5](#). If not, click on the 'Visit WebSMART' link, or go to <https://websmart.smccd.edu/>.


WebSMART

A web resource for viewing college data. Students can register for classes, download transcripts, apply for financial aid and much more!

Visit WebSMART >

3. Login with your G number and PIN (your PIN is your 6-digit birthday: MMDDYY)
4. Once you're logged in, click on 'My.smccd.edu Email' at the bottom of the page and then you'll see your student email and default password at the bottom of the following page.

[Change PIN](#), [Change Security Question](#), [View Address\(es\)](#) :



My.Smccd.edu Email
View details about how to login to your email account.

How to Login to Student Email

5. If you already know your student email login, [skip to #7](#). If not, return to the Student Portal (<https://my.smccd.edu/>) and click on the 'Sign in to Email' link, or go to gmail.com.

Student Email

All email sent from Cañada, CSM and Skyline Colleges goes to your free District provided email address. Part of Google Apps for Education.

[FAQs](#) [Tutorials](#) [Support](#) [Reset Password](#)

Sign In to Email →

6. Login with your student email address and your default password.

Resetting Your Canvas Password

- Once you've logged into your student email, now you can reset your Canvas password to get logged in for the first time. Again return to the Student Portal (<https://my.smccd.edu/>) and click on the 'Visit Canvas' link, or go to <https://smccd.instructure.com/>.

Canvas

Learn online courses and access your course materials remotely from a new online learning system.

[Visit Canvas >](#)

- Next, click on the 'Forgot your password?' button.

Sign in to your account

User Name

Password

Stay Signed In

[Sign In](#) [Forgot your password?](#)


[Need Help? ↗](#) [FAQs ↗](#)

- Enter your username (the first part of your student email before the @my.smccd.edu) and the number and letters you see in the box. You may need to try entering this code a few times to get it right. A message saying 'Authentication failed!' means that you entered that code incorrectly.

Reset Your Password

Your username is the first part of your email address without '@my.smccd.edu' part.
Example: **jd0e234**. Do not include '@my.smccd.edu'.
🔔 Faculty and Staff, contact helpcenter to reset your password.

User Name

 [Refresh](#)

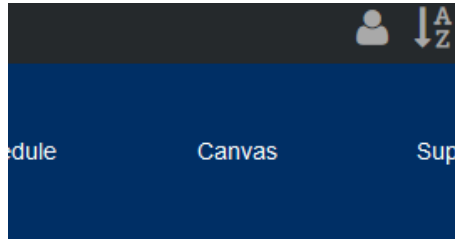
Enter Captcha Text

[Request Reset](#)

- Once you've completed the form correctly, you should receive an email with your password reset link in your student email. Return to your student email and click the link in that email.
- Fill out the form with your new password. Be sure to write down your new password and make it something that you'll be able to remember.

Logging In to Canvas

12. Click on the Canvas link at the top of the page, or go to <https://smccd.instructure.com/> to login with your username (the first part of your student email before the @my.smccd.edu) and your Canvas password.



Need Help?

- Anytime: Submit a Canvas Support Ticket—
<https://smccdhelp.zendesk.com/hc/en-us>
- Weekdays: Call SMCCD Support Hotline—(844) 505-4565
- Nights (M-F 5pm-8pm) & Weekends: Call Canvas Support—(844) 711-7104